

TECHNICAL INFORMATION

FACII® Powder/Brush Delivery System

Catalog Nos. FAC101, FAC102, FAC103, FAC106, FAC201, FAC202, FAC203,
FAC401, FAC402, FAC403, FAC404

U.S. Patent No. 8,248,543

INTRODUCTION

The FACII® is a uniquely designed fingerprint powder supply and dispenser. When proper care is employed, the device should provide many years of satisfactory service. In areas affected by high humidity, it may be necessary to clean the powder delivery mechanism on a regular basis (see cleaning instructions).

This compact, manually operated, portable unit includes a detachable brush for spreading the powder dispensed, a squeezable, detachable reservoir for holding the powder, and a nozzle arrangement for delivering the powder to the brush when the reservoir is squeezed, thus giving the operator complete control over the amount of powder dispensed and spread. An extendable and retractable sleeve is provided to either house and shape the brush during non-use or to expose the brush during use. Moisture-proof measures ensure that the brush and powder in the reservoir stay dry when the unit is not in use. Both the brush and the powder reservoir are easily removed for replacement or cleaning. The unit accommodates SIRCHIE's quality homogeneous, secretion-sensitive, adherent powders, including fluorescent pigment powders.

PRECAUTIONS

- Before using this system, consult the appropriate Material Safety Data Sheets (MSDS) found on our website at www.sirchie.com and click on MSDS.
- Prior to each use, hold the FACII® vertically (brush at the top) and tap the bottom against a hard surface to dislodge any powder that may have accumulated in the powder canal.





FIGURE 1



FIGURE 2

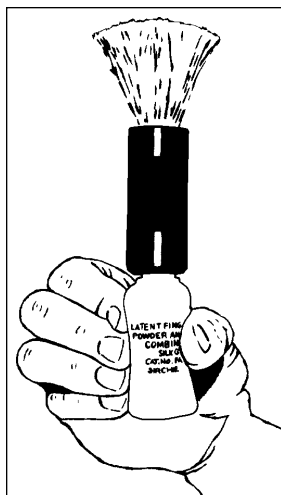


FIGURE 3

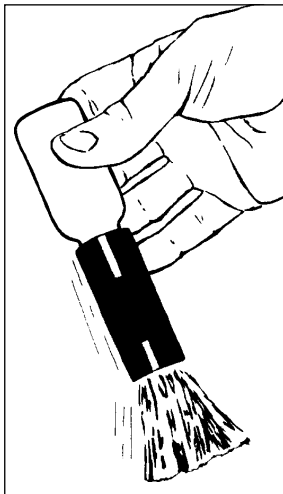


FIGURE 4



FIGURE 5

PROCEDURE

1. Remove the plastic cap from the powder reservoir supplied with unit and screw it into the base of the applicator (Fig. 1). Be certain that the reservoir is tightly secured against the metal cylinder.
2. Holding the unit in a vertical position (powder reservoir down), remove the rubber cap from the applicator and retract the brush cylinder exposing the brush filaments (Fig. 2). *NOTE: The brush may be extended to any desired length.*
3. Gently squeeze the powder reservoir until a faint powder cloud is observed immediately around the brush (Fig. 3). *NOTE: This unit has been specifically designed to raise latent prints by using a minimal amount of powder. Excessive squeezing will cause too much powder to be forced into the brush, thus limiting its efficiency. If you feel any back pressure when squeezing the reservoir, the powder canal is probably clogged. See the section on maintenance.*
4. To ensure that excess powder has been eliminated from the brush, hold the applicator with the brush facing down and shake it back and forth several times (Fig. 4).
5. Place a test print on a surface similar to the one to be dusted. Grasp the FACII® applicator as you would a pencil and begin stroking the surface as shown in Figure 5. Continue until the test print is fully developed, then proceed to dust for actual latent fingerprints.

MAINTENANCE

- After continued usage, the brush's fiberglass filaments may become clogged with powder and dirt from surfaces dusted. The presence of small black balls suggests that the brush is clogged.
- The extension and retraction of the brush housing may cause some of the fiberglass filaments to become curled and/or matted. These filaments should be carefully snipped away and the brush combed gently with a large toothed comb. Protruding filaments can be trimmed with scissors.
- Moisture attracted from continued dusting may cause the nozzle to become clogged with powder. The applicator should be periodically disassembled and the canal reamed with a small, stiff wire.
- To disassemble for cleaning and/or replacement of parts, proceed as follows:
 - Remove the powder reservoir.
 - With the brush cylinder in the closed position, remove the locking ring from the other end of the inner cylinder (Fig. 6).
 - Push the brush housing out of the sleeve.
 - Using a flat screwdriver with a 1/4" (6mm) wide tip, unscrew the nozzle canal and remove it from the brush housing (Fig. 7).
 - Grasp the bristles of the brush and unscrew it from the brush housing (Fig. 8).
- The unit is now fully disassembled. Wipe down all surfaces with a dry paper towel or cloth. Ream out the powder delivery canal with a stiff piece of small gauge wire. To reassemble, reverse the steps above.



FIGURE 6



FIGURE 7

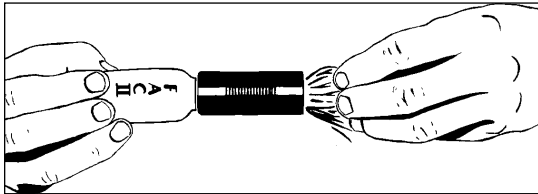


FIGURE 8

FACII® SPECS:

Materials and Finishes:

Parts and Cap: Machine-knurled Delrin®
Reservoir: Molded polyethylene, flame treated

Cluster Dimensions:

Length: 1.87" (4.7cm)
Base Dia.: .55" (1.4cm)
Avg. Flare Dia.: 3" (7.6cm)

Dimensions:

Extended Assembly:
6.5"L (16.5cm)
Sleeve Retraction:
2"L (5.1cm)

Weight:

Mechanical Assembly
(only): 2.4 oz. (68g)

1 oz. vol. powder w/dehydrate: .4 oz. (11.3g)

Loaded/Assembled:
2.8 oz. (79.4g)

CAT. NO.	FACII® POWDER/DELIVERY SYSTEMS
FAC101	Silk Black FACII® System, 1 oz. vol. (30ml)
FAC102	Silk Gray FACII® System, 1 oz. vol. (30ml)
FAC103	Indestructible White FACII® System, 1 oz. vol. (30ml)
FAC106	Silver/Black FACII® System, 1 oz. vol. (30ml)
FAC201	Silver/Gray FACII® System, 1 oz. vol. (30ml)
FAC202	Silver/Red FACII® System, 1 oz. vol. (30ml)
FAC203	Coin Box/Galvanic FACII® System, 1 oz. vol. (30ml)
FAC401	REDESCENT™ FACII® System, 1 oz. vol. (30ml)
FAC402	GREENESCENT™ FACII® System, 1 oz. vol. (30ml)
FAC403	YELLOWESCENT™ FACII® System, 1 oz. vol. (30ml)
FAC404	SILVER/REDESCENT™ FACII® System, 1 oz. vol. (30ml)

FACII® REPLACEMENT POWDERS

These replacement powders are packaged in 1 oz. (30ml), molded polyethylene containers. Each bottle contains a desiccant capsule to prevent moisture contamination. Fluorescent latent print powders are also available in FACII® refill form. *Actual weight varies according to color.*



CAT. NO.	FACII® REPLACEMENT POWDERS
FAC1011	Silk Black, 1 oz. vol. (30ml)
FAC1021	Silk Gray, 1 oz. vol. (30ml)
FAC1031	Indestructible White, 1 oz. vol. (30ml)
FAC1061	Silver/Black, 1 oz. vol. (30ml)
FAC2011	Silver/Gray, 1 oz. vol. (30ml)
FAC2021	Silver/Red, 1 oz. vol. (30ml)
FAC2031	Coin Box/Galvanic, 1 oz. vol. (30ml)
FAC4011	REDESCENT™, 1 oz. vol. (30ml)
FAC4021	GREENESCENT™, 1 oz. vol. (30ml)
FAC4031	YELLOWESCENT™, 1 oz. vol. (30ml)
FAC4041	SILVER/REDESCENT™, 1 oz. vol. (30ml)

FACII® +2 LATENT PRINT KIT

This kit contains the necessary tools to process a crime scene for latent prints with the FACII® Powder/Brush Delivery System. Each kit is comes with two FACII® brush combinations and a variety of hinge lifters.



FAC1000 CONTENTS:

- 12- 130LT1 Transparent Hinge Lifters, 1.5" x 2" (3.8cm x 5.1cm)
- 4- 131LT1 Transparent Hinge Lifters, 2' x 4" (5.1cm x 10.2cm)
- 4- 131LB1 Black Hinge Lifters, 2' x 4" (5.1cm x 10.2cm)
- 4- 131LW1 White Hinge Lifters, 2' x 4" (5.1cm x 10.2cm)
- 1- FAC101 Silk Black FACII® System
- 1- FAC103 Indestructible White FACII® System
- 1- KCP224 Carrying Case, Molded Polypropylene; Dimensions: 10.375" x 4.625" x 1.6875" (26.4cm x 11.7cm x 4.3cm); Weight: 12.8 oz. (362.9g)

CAT. NO.	FACII® POWDER/DELIVERY SYSTEM KIT
FAC1000	FACII® +2 Latent Print Kit