

2022 Education & Training Programs



Introduction Letter


Welcome to 2022 Training for SIRCHIE!

The past two years have been challenging for all of us. Navigating the pandemic has meant new rules as well as isolation for many. As we enter 2022, we have found ways to work with and around the obstacles. We are excited to offer in-person classes again, as well as virtual options for those who prefer, due to the pandemic or just travel costs. We know there has been a gap in training and we are here to help fill that gap with this year's offerings.

We have a wide variety of classes, including our on-campus offerings of Crime Scene Technology, Fingerprint Analysis, CSI Photography, Shooting and Toolmark Analysis, and Blood Pattern Analysis. In addition, we offer hosted options for the Evidence Photography and Processing Class, Blood Pattern Documentation, and now Shooting and Toolmark Analysis where we can bring training to your region. We hope you can take advantage of offerings in both ways.

At SIRCHIE the student is more than a customer. We pride ourselves on maintaining relationships, and our instructors and staff are always available, even long after you leave the classroom. Once you attend training at SIRCHIE, you are a lifelong learner and partner. We hope you will join us in 2022, and I look forward to having you train with us.

Sincerely,



Dyer Bennett
Sr. Vice President of Operations



Table of Contents



Featured Classes



Forensic Death Investigation



Course teaches the information and processes needed for detectives, medical examiners and prosecutors to investigate and solve death investigation cases.



Virtual UV/IR Photography



Attendees will learn how to visualize-scan-identify-image evidence requiring the use of ALS, UV, and IR energy.

Hosted Classes & Free Online Training

We Can Come To You: Training Held At Your Location

You can host a Sirchie Class at your location and we'll send a Certified Sirchie Instructor and everything needed to teach the same quality material and provide the same hands-on learning experience that you'd have at our Sirchie Training Facility. Hosting a class means you can have more of your agency attend training for a much lower cost. You'll save on travel, lodging and food expenses, and your team will spend less time away from home. We offer a 4-day version of our flagship Evidence Collection class as well as other specialty courses.

Hosted Training Benefits

- Receive same course material and same hands-on experience
- Tailor the course to your department's specific needs
- Save money on travel, lodging and food
- Open training up to other local departments and strengthen relationships, improve communications and build goodwill

Hosted Classes Available

- Crime Scene Photography (No. OST200)
- CSI Photography and Evidence Processing Technology (No. OST250)
- Bloodstain Pattern Recognition & Documentation (No. OST300)



If you're interested in hosting training, please contact us at training@sirchie.com.



Sirchie Webinars

Sirchie offers **free** educational webinars on popular forensic and topical issues.

Our library includes series such as *Latent Print Basics*, *Narcotics Investigation* and individual webinars such as *Basics of Surveillance*, *Arson and Crime Scene Photography*, and *Understanding Gun Shot Residue* and more.

Webinar participants will receive a **Certificate of Attendance**. You can include the course on your CV and put it toward Continuing Education hours.

Forensic Shorts

Sirchie is pleased to offer a series of short educational videos for those who have time constraints, but still want to continue their professional development.

Each session will cover timely and important topics in a 5-10 minute session.

To access our library of Webinars and Forensic Shorts, or if you would like to suggest a topic of training, contact us today at 800.356.7311 or training@sirchie.com.



Registration, Travel & Accommodations

3 Ways to Register

Call	Email	Online
Call Michele Davis* at 800.356.7311	Email us at training@sirchie.com and include the course/dates of interest.	Register online at www.sirchie.com/training.html All our classes with dates offered are online.

All **cancellations** made at least 10 business days prior to the beginning date of class will be fully refundable. Cancellations made less than 10 days prior to class are not refundable, but can potentially be transferred to a future date at the discretion of Sirchie. All classes are subject to be cancelled due to lack of minimum enrollment, in which case all tuition/fees will be refunded. Upon registration, each person will be confirmed for enrollment.

Register a Group

You can register a group for your organization by contacting Michele Davis at 800.356.7311.

Where to Stay

The dedicated Sirchie Training Facility is at our headquarters in Youngsville, NC. It is adjacent to historic Wake Forest and about 20 minutes outside Raleigh. The best airport for flying to Sirchie is RDU (Raleigh/Durham) International Airport.

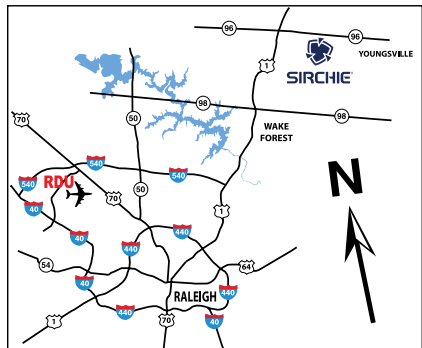
We have negotiated discount rates at the hotels listed below. Contact these hotels directly at the phone numbers below to make reservations and ask for the Sirchie Corporate Rate.

Hotel	Phone	Website	Cost
	919.554.6901	www.candlewoodwf.com	Starting at \$79.99 per night
	919.570.5550	http://www.ihg.com/holidayinnexpress/hotels/us/en/raleigh/wkfn/hoteldetail	Starting at \$94 per night
	919.554.0222	https://www.hilton.com/en/hotels/rduwfhx-hampton-raleigh-town-of-wake-forest/	Starting at \$90 per night
	919.435.7056	https://www.marriott.com/hotels/travel/rdufw-fairfield-inn-and-suites-raleigh-wake-forest/	Starting at \$84 per night

Transportation

Transportation is the students responsibility from the airport and/or from the hotels. Raleigh is served by several major airlines through the RDU (Raleigh/Durham) International Airport.

If you need a rental car, ask for the Sirchie Corporate Discount of 5% when making your reservation at Enterprise Rent-A-Car®.



Sirchie Classes

Evidence Collection & Processing

Law Enforcement Professionals operate in an increasingly complex environment where budgets are tight, crime scenes are complicated, and the public expects investigations to lead quickly to justice. Knowing this, we offer our Evidence Collection Accelerated Training Program with limited class sizes, covering the scientific methods of collection, identification, evaluation, and preservation of physical evidence. Once you complete this class, you'll have the knowledge to collect evidence effectively to be used in the court of justice.

Note: This class is also open to both high school and college educators.

You should attend this class if:

- You process crime scenes
- You want to learn more about the latest tools and techniques used to process crime scenes
- You want to find as much evidence as possible at crime scene



Topics include:

- Crime Scene Management
- Crime Scene & Evidence Photography
 - Latent Print Processing – Powders
 - Latent Print Processing - Chemicals
 - Fingerprint Theory & Classification
 - Controlled Substances Identification
 - Serial Number Restoration
 - Firearms, Ballistics, and Gun Shot Residue
 - Alternate Lights and RUVIS
- Biological Evidence: Blood, Fluids, DNA
- Digital Forensics
- Footprint and Tire Mark Evidence



Peace Officer Standards and Training

This class has been approved for a Peace Officer Standards and Training (POST) Credit or for Continuing Police Education Credits in a number of states. Please contact us at 800.356.7311 or training@sirchie.com for more information and a complete list of participating states.

Course Fee

The Evidence Collection Course (No. CST100) is \$650.00 per student and it includes: tuition, study materials, and lab fees. Students will receive a certificate upon completion.

Sirchie Classes

Virtual Crime Scene Processing & Photography

We are pleased to bring our Evidence Collection Accelerated Training Program to the comfort and safety of your home or office. This new online training delivers the best possible instructive experience during these challenging and uncertain times. Classes are taught by the same experienced, knowledgeable instructors that teach at our state of the art facility in Youngsville, NC. You will learn the same techniques you need to accomplish your mission: scientific methods of collection, identification, evaluation and preservation of physical evidence.

NOTE: Each student will receive a **participant kit** containing, but not limited to: fingerprinting brushes and powders, lifters, luminol reagent, photography scales, evidence markers, casting materials **and so much more!**

You should attend this class if:


- You process crime scenes
- You want to learn more about the latest tools and techniques used to process crime scenes
- You want to find as much evidence as possible at crime scene



Instructor: David Alford

Curriculum (Hands-On Exercises with each topic)

- Crime Scene Management and Process
- Setting up a DSLR camera and Crime Scene Photography
- Crime Scene Sketching
- Use of Fingerprint Brushes, Powders and Lifting Techniques
- Processing Latent Prints with Chemicals
- Taking photos in real-life difficult circumstances
- Vehicle Photography
- Biological evidence recognition and testing; DNA
- Use of ALS
- Photo and Collection of Footwear Impression Evidence
- Basic Firearms, GSR and Bullet Trajectory
- Case Presentations from Crime Scene Perspective



Feedback from previous students:

"I really enjoyed the course. I learned several techniques that I will be able to use in the future. The course was well put together and I appreciate all the hard work David and Sirchie put in to make the course as detailed as possible."

"I had very little CSI knowledge and skills prior to this course. Being newly appointed to our team, I want to do the best I can and not be the weak link of the team. I feel the knowledge gained from this course will put me where I need to be in order to run with our other members. In turn, it will help advance my career as a CSI tech and assist me in my future goal of becoming a detective."

"I think the course went extremely well and I would encourage others to take the course to get a good foundation and understanding of crime scene processing."

Course Fee

The Evidence Collection Course (No. VCT100) is \$650.00 per student and it includes: tuition, study materials, and a student kit. Students will receive a certificate upon completion.

Sirchie Classes

Phase 1 Footwear Impression: Detection, Recovery & Identification

Footwear evidence is often the most abundant form of evidence at a crime scene, and also the most overlooked. This occurs for two reasons: lack of training in proper collection and preservation of evidence and undervaluing or misunderstanding evidence found. When collected properly, footwear impressions can provide the approximate size and height of a suspect, number of people at the crime scene, the path to and away from the crime scene, and the activity of the wearer when an impression was made. Get hands-on training for the proper processing, photographing, lifting, casting and preservation of this extremely important type of evidence.


Instructor: Johnny Leonard

You will leave this class knowing:

- How to obtain known footwear standards
- How to cast 3-D footwear impressions and the processing of 2-D footwear impressions
- How to understand class and individual characteristics of footwear impressions

Course Fee

This Course (No. FTW100) is \$650.00 per student and it includes: tuition, study materials, and lab fees. Students will receive a certificate upon completion.



Phase 2 Footwear Impression: Examination, Comparison, & Identification



Analysis, Comparison, Evaluation, Verification. The basis for footwear impression evidence is determining the source of an imprint recovered from a crime scene. The process of examining the imprint considers the class and identifying characteristics that can tie an impression, and ultimately a suspect, to the crime. Receive hands-on training in the proper detection, recovery, and collection of footwear evidence.

Instructor: Johnny Leonard

You will leave this class knowing:

- How to apply ACE-V during footwear impressions
- How to compare questioned impressions with known standards
- Understanding SWGTREAD guidelines

Requirements:

Student must have completed Sirchie's Phase 1-Footwear Impression Course, or a basic Detection, Documentation, Collection and Preservation of Track Evidence Course. Crime Scene Investigation Courses will also be accepted.

Course Fee

This Course (No. FTW200) is \$650.00 per student and it includes: tuition, study materials, and lab fees. Students will receive a certificate upon completion.

Sirchie Classes

Bloodstain Pattern Documentation

Bloodstain Pattern Analysis is only useful if the patterns are captured and sampled properly. In conjunction with Bevel, Gardner & Associates, Inc., we're pleased to offer this class to introduce the student to the nature and value of bloodstain pattern evidence, teach how to recognize basic pattern types, and demonstrate through practical exercise the roadmapping method of documenting bloodstain pattern evidence.


Instructor: Ross Gardner

You will leave this class knowing:

- How to recognize basic bloodstain pattern types
- Familiarity, through practice, with a proven method of documenting bloodstains for future analysis

Course Fee

This course (No. BPA100) is \$595.00 per student and it includes: tuition, study materials, and lab fees. Students will receive a certificate upon completion.



Effective Courtroom Testimony Preparation & Presentation for Forensic Science Practitioners



I was first introduced to the following quote while attending a footwear class presented by the Northeastern Association of Forensic Scientist in Providence, Rhode Island in October 1990. *"If the law has made you a witness, remain a man (woman) of science. You have no victim to avenge, no guilty or innocent person to convict or save – You must bear witness within the limits of science."*

It was introduced by Ernie Hamm of FDLE during his lecture and was spoken by Dr. Paul C. Brouardel who was the Chair of Forensic Medicine, Sorbonne 1897. This is a truth that every forensic scientist must be conscious of from the crime scene to the courtroom. We must ALWAYS present the TRUTH. Also, we must understand that the court system is here for that reason. This class is designed to help Forensic Science Practitioners prepare for direct questioning from the prosecutor and cross-examination by the defense attorney. It also explains the process necessary to be accepted by the court as an expert witness and once accepted how to successfully testify as a forensic expert. —*Johnny Leonard*

Curriculum: How to overcome anxiety about your testimony; Understanding the Federal rules of evidence; Awareness of the Daubert Standards and its challenges to the science; Understanding how to reply to the PCAST report; Effective communication during testimony.

Approved for Certification Training credit by the IAI

Instructor: Johnny Leonard

Course Fee

This Course (No. LCT300) is \$350.00 per student and it includes: tuition, study materials, and lab fees. Students will receive a certificate upon completion.

Sirchie Classes


Firearm, Toolmark ID & Shooting Reconstruction

This advanced course will introduce the methods used by firearm and toolmark examiners. Students will examine large caliber fired bullets, such as .45 caliber; rifle and various shotshell components; large caliber cartridge cases; and types of toolmarks, including pry bars, screwdrivers, and knives. Students will learn how examiners obtain class information that may aid investigators in searching for a firearm or tool which was used in a crime, including how a fired bullet, cartridge case, or tool may be matched to a particular firearm or tool. The class will also explore the reconstruction of shooting incidents, covering range determinations, direction of fire and gunshot residue identification.

Instructor: Don Mikko

You will leave this class knowing:

- Anatomy of a firearm and how characteristics of the firearm are matched to a projectile and cartridge.
- Analysis of tool marks through observation, casting, and comparison.
- Documentation methods and techniques for shooting scenes: including projectile size determination, bullet trajectories, and distance determination.



Check out our **Advanced Laser Trajectory Finder Kit (LTF200):**

- Increased accuracy laser will have no deviation over 150 yards
- Rugged design for rough use
- The laser has a constant "ON" switch. You won't have to deal with rubber grommets or o-rings that are easy to lose.
- They come with a brass insert for threading to rods, making threading easier and reduces the risk of thread damage.
- New lasers are compatible with both of our Laser Trajectory Finder Kit (LTF100) and our Advanced Laser Trajectory Finder Kit (LTF200).

Course Fee

This course (No. FSR100) is \$700.00 per student, which includes tuition, study materials, and lab fees. Transportation, food, and lodging costs are the student's responsibility. Students will receive a certificate upon completion.



Sirchie Classes

Clandestine Grave Discovery and Processing

Searching for a clandestine or hidden grave can be key in a homicide or wrongful death investigation where a body has not been discovered. This course will teach the student key signs for identifying what might be a possible outdoor clandestine grave site, including visual clues, searching techniques, and tools that can be used to assist. The course will also show preparation of a possible grave site for proper forensic excavation, including site protection and initial marking/documentation.

Instructor: Bryan Brendley

Course Fee

This course (No. CGR200) is \$595.00 per student, which includes tuition, study materials, and lab fees. Transportation, food, and lodging costs are the student's responsibility. Students will receive a certificate upon completion.



Crime Scene and Evidence Photography



Investigators and witnesses can describe scenes, sometimes in great detail. However, photographs can tell the story better with objectivity. They freeze time and leave a permanent record of the scene. Despite its advantages, photography remains the least understood and developed skillset for arson and crime scene investigators. Failure to obtain images of evidence while at the crime scene or in a lab, will likely result in the photograph not being accepted by the court and deemed unsuitable for presentation to the jury.

Instructor: David Pauly

You will leave this class knowing:

- How to take proper crime scene photographs in a variety of environments
- How to present crime scene photos in judicial and administrative proceedings
- How to train other professionals in taking photographs

Course Fee

This course (No. CCP300) is \$650.00 per student, which includes tuition, study materials, and lab fees. Transportation, food, and lodging costs are the student's responsibility. Students will receive a certificate upon completion.

Sirchie Classes

Virtual UV/IR Photography*

This state-of-the-art course will train attendees to a competency that will allow them to properly utilize a DSLR camera in the manual mode. After learning about visible spectrum photography, attendees will also learn how to visualize-scan-identify-image evidence requiring the use of ALS, UV, and IR energy. Common types of evidence requiring the use of ALS for visualization and imaging include, semen, saliva, urine, gunshot and explosive residue, fluorescent fingerprint powders, hairs/fibers, inks, and other trace evidence. Attendees will also learn how to utilize their cell phone cameras to scan – with or without imaging - evidence for traces of blood, GSR, subcutaneous bruising, obliterated tattoos, and obliterated writing with multiple inks.

The course will open with training of basic photography principles, including the exposure triangle, an introduction, or “tour” of the DSLR camera, followed by hands-on practical exercises with visible spectrum and beyond visible spectrum cameras. Forensic science professionals in all disciplines that are charged with imaging crime scenes, or forensic evidence, will benefit from this workshop.



IR/UV STUDENT KIT: Each student will receive a TMX200 alternate light kit, an IR light, various filters to use with the FUJI or DSLR camera, a clip filter for a cell phone camera, and much more. A **\$500 value** that will allow the student to apply their knowledge in their department immediately after completing the course.



Check out our **Professional Photography Kit (CAM300):**

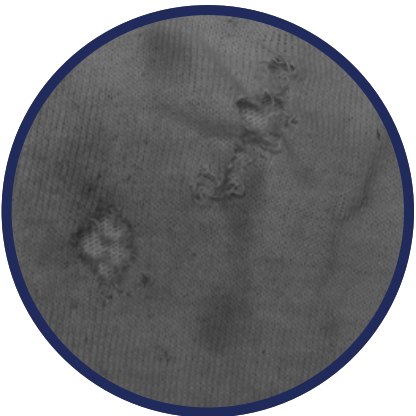
- Nikon 20 MP DX DSLR, an all purpose Nikon 18-140mm lens, Nikon 60mm Macro lens, remote shutter release and Nikon Speedlight.
- Speedlight enables the photographer to use the flash on or off the camera for oblique and other unique lighting situations.
- Designed to cover all the visible light applications a CSI may encounter, from overall scene capture to life sized macrophotography.
- Can record 4K video.

Instructor: Dave Pauly

Course Fee

This Course (No. UIP200) is \$650.00 per student and it includes: tuition, study materials, and lab fees. Students will receive a certificate upon completion.

**This course will also be offered in-class pending COVID restrictions.*



Featured above: GSR on black shirt under IR energy

Sirchie Classes

Introduction to the Science of Fingerprints

The science of fingerprint identification is based on the uniqueness and permanence of friction ridge structures. Therefore, the ability of the technician to accurately classify and identify fingerprint patterns is essential.


The student will learn fundamental techniques of fingerprint pattern interpretation and how this information is used to accurately classify, compare, and identify fingerprints.

 **Approved for Certification Training credit by the IAI**

Instructor: Johnny Leonard

Curriculum

- Arch, Loop, and Whorl recognition and classification
- Scars and Amps recognition and classification
- NCIC classification formula
- The ACE-V methodology of fingerprint comparison and identification & its relationship to scientific method
- Inked fingerprint comparison exercises
- Glossary of Fingerprint Terms



Check out our **Patrol Latent Print Kit (MFC100):**

- Ideal for patrol officers who conduct crime scene investigation as well as regular patrol duties.
- Comes with complete instructions and the most widely used latent print development products available.
- Contains 101L black latent print powder (2 oz), 144L2 2" transparent lifting tape, 122L1 kit-size fiberglass brush, LB003 3" x 5" backing sheet pad (50 sheets), and MFC100C black, molded copolymer carrying case.

It is taught using numerous methods of instruction combining lectures with hands-on assignments, Q&A, reinforcing quizzes, and practical exercises.

Note: This course is not a latent print comparison class, and uses inked fingerprints. This training is vital for any individual who wishes to pursue a career as a fingerprint examiner and is a prerequisite for enrollment in the Latent Fingerprint classes.

Course Fee

The tuition fee for the Introduction to the Science of Fingerprints course (No. CFC100) is \$650.00 per student which includes study materials. If you have one, please bring your magnifier to class. If you don't, one will be provided to you for class use. Students will receive a certificate upon completion.



Sirchie Classes

Basic Latent Fingerprint Comparison

Combining lecture and latent print practical exercises, the emphasis in this course is placed on print orientation to improve each student's comparison skills. Exercises are designed to provide the student with real life case work training experience.

Minimum Requirement: Each student must have attended and completed Introduction to the Science of Fingerprints Course to be accepted in this course.

 **Approved for Certification Training credit by the IAI**

Instructor: Johnny Leonard

Curriculum

- The ACE-V methodology of fingerprint comparison and identification & its relationship to scientific method
- Level 1, level 2, and level 3 detail in latent print comparisons
- Latent print orientation and comparison search clues
- Fingerprint pattern interpretation and their uses in the comparison of latent fingerprints
- Palm print orientation and palm print search clues in latent print comparisons
- Daubert and post Brandon Mayfield issues

Course Fee

The tuition fee for the Basic Latent Fingerprint Comparison course (No. LFC100) is \$650.00 per student which includes study materials. If you have one, please bring your magnifier to class. If you don't, one will be provided to you for class use. Students will receive a certificate upon completion.



Comprehensive Advanced Latent Print Comparison

How proficient are your individual comparison skills as pertaining to latent print casework? Are erroneous exclusions a problem in your skill set? If you are a manager, are erroneous exclusions a problem in your latent print work unit? This class was developed to help improve latent comparison competency and knowledge whether you are already a Certified Latent Print Examiner or if you are preparing to take the exam in the near future. A broad and exhaustive level of complex latent print exercises were carefully compiled to improve the level of expertise for examiners. You will not find another class like this one anywhere.

Minimum Requirement: Each student must have at least one year of Latent print experience to be accepted in this course.

 **Approved for Certification Training credit by the IAI**


Instructor: Johnny Leonard

Curriculum

- Reducing erroneous exclusions in casework
- Maximizing accurate latent comparison skills
- Developing confidence in your comparison decisions
- Real life casework type comparison exercises

Course Fee

The tuition fee for the Comprehensive Advanced Latent Print Comparison course (No. CLP100) is \$650.00 per student which includes study materials. If you have one, please bring your magnifier to class. If you don't, one will be provided to you for class use. Students will receive a certificate upon completion.



Sirchie Classes

Advanced Latent Ridgeology

Combining lecture and latent print practical exercises, emphasis is placed on comparison techniques for comparing difficult and complex latent finger and palm prints. Exercises are designed to provide the student with real life case work training experience.

Minimum Requirement: Each student must have attended and completed a Basic Latent Fingerprint Comparison Course to be accepted in this course.

 **Approved for Certification Training credit by the IAI**

Instructor: Johnny Leonard

Curriculum

- The ACE-V methodology of fingerprint comparison and identification & its relationship to scientific method
- Level 1, level 2, and level 3 detail in latent print comparisons
- Latent print orientation and comparison search clues
- Fingerprint pattern interpretation and their uses in the comparison of latent fingerprints
- Palm print orientation and palm print search clues in latent print comparisons
- The analysis of distorted and complex latent prints
- Daubert and post Brandon Mayfield issues

Course Fee

The tuition fee for the Advanced Latent Ridgeology course (No. AFP100) is \$650.00 per student which includes study materials. If you have one, please bring your magnifier to class. If you don't, one will be provided to you for class use. Students will receive a certificate upon completion.



Advanced Latent Palm Print Comparison

Many students have expressed the difficulty in comparing latent palm prints and asked for a course that addresses this and simulates routine case work type training. This course was developed to meet these needs through combining lecture and latent print practical exercises.

Minimum Requirement: Each student must have attended and completed a Basic Latent Fingerprint Comparison Course to be accepted in this course.

 **Approved for Certification Training credit by the IAI**


Instructor: Johnny Leonard

Curriculum

- The ACE-V methodology of fingerprint comparison and identification & its relationship to scientific method
- Palm print topography and its use in comparisons
- Palm print points of direction, areas, and zones
- Major and Minor Flexion Creases
- Palm print orientation and palm print search clues in latent print comparisons

Course Fee

The tuition fee for the Advanced Latent Palm Print Comparison course (No. PPC100) is \$650.00 per student which includes study materials. If you have one, please bring your magnifier to class. If you don't, one will be provided to you for class use. Students will receive a certificate upon completion.



Sirchie Classes

Mastering the IAI Latent Print Exam

Examiners who are preparing to take the Latent Print Certification exam are often concerned with the comparison phase of the exam. Their concerns center on running out of time and not completing the necessary 12 identifications in the allotted 8 hours. This class is offered to help latent examiners overcome this fear.

Emphasis is placed on recognizing valuable search clues when comparing latent finger and palm prints. Valuable tips are shared to help improve time management skills during the exam. Numerous timed exercises containing latent prints similar in difficulty to the IAI exam are administered and evaluated. Additional information is provided to aid students during the pattern recognition and written portions of the exam.

Minimum Requirement: Each student must have at least one year of Latent print experience to be accepted in this course.

 **Approved for Certification Training credit by the IAI**

Instructor: Johnny Leonard

Curriculum

- How to overcome anxiety about the test
- Time management skills that work
- How to maximize your comparison skills
- Learning to work smarter and not harder

Course Fee

The tuition fee for the Mastering the IAI Exam course (No. MCP100) is \$650.00 per student which includes study materials. If you have one, please bring your magnifier to class. If you don't, one will be provided to you for class use. Students will receive a certificate upon completion.



Forensic Death Investigation: *from Scene to Autopsy*



The death investigator is the eyes and ears of the forensic pathologist when unattended deaths occur. Crime scene investigators must understand how to act cautiously and methodically when approaching a crime scene, knowing it will be their only opportunity to preserve and recover evidence. Any misstep can increase the risk of contaminating or losing evidence.

This course will help you understand how to combine scientific assessments of physical evidence, case information, and witness statements to resolve even the most complex death investigations. Learn how to establish formal contact with official agencies and what evidence is key to the Medical Examiner/Coroner's office, detectives, CSI and other law enforcement.

Attendees are exposed to various manners of death, how to identify and contain key evidence, fundamental concepts of forensic death investigations through case studies, and practical hands-on activities.

Instructors:

Tom McAndrew and Charles F. Siebert, Jr. M.D.

Course Fee

The tuition fee for the Forensic Death Investigation class (No. FDI100) is \$650.00 per student.

Sirchie Classes

Forensic Symposium for Educators

Thanks to shows like CSI and Forensic Files, interest in forensic science has risen dramatically. Through a combination of lectures, exercises, and hands-on lab work, educators will leave our Symposium armed with real-world experiences and interactive lessons they can use in their classrooms. Lectures and activities are formatted so what is learned can be conducted by the educator as a laboratory or individual class lesson.

Topics and activities will include:

Each session will be 5 hours comprising an entire lesson plan. The session will include an informational lecture on background and science of the topic, a review of the lab/practical exercise, and a review of teacher and student roles. Each attendee will execute both the teacher and student activities and have time to review and ask questions during the sessions. Each session will be accompanied by a fully documented lesson plan.



NOTE: Each student will receive a **participant kit** containing all the items required to perform the practical exercises just like in our in-person Forensic Symposium. Every participant will also receive copies of the presentations and lesson plans.



Comments from our Virtual Symposium:

"This is really great. Huge help with distance learning for sure."

"I've learned a LOT - and got so many applicable exercises. THANK YOU!!"

"Highly recommend their Evidence Collection course as well. Attended last summer. Top notch facility, instructors, and training."

"Thanks for everything. I really have enjoyed each and every day. Loved the labs...nice to see and then go hands on."

"Sirchie Team - You guys did a terrific job. Very impressive production. Best I've seen so far."

Course Fee

The tuition fee for the Forensic Symposium for Educators (No. ESF100) is \$300.00 per student.

Sirchie Instructors

Sirchie instructors have decades of experience in law enforcement, criminal investigation, forensic science, and education. This experience at the local, state and federal levels gives them not only insight into proper methods of evidence collection and preservation, but experience with specific cases in which the physical evidence collected led to the conviction of suspects.

James Gocke



Jim Gocke holds a Fellowship in Forensic Medicine at the Armed Forces Institute of Pathology and a Master of Forensic Sciences from The George Washington University, in addition to a Juris Doctorate from West Virginia College of Law. He served as Vice President/General Counsel and Director of Education and Training at Sirchie from 1979 to 2015. He now serves as an Independent Contractor for Sirchie.

Johnny Leonard

Johnny Leonard is a retired Deputy Director of the City-County Bureau of Identification in Raleigh, NC and is both an I.A.I. Certified Latent Print Examiner and Footwear Examiner. He has also worked for the FBI and the NC State Bureau of Investigation. He has been a latent fingerprint examiner for the past 40 years and has over 50 years of fingerprint experience. During the past 44 years he has instructed over 250 classes and trained more than 2500 students in the science of fingerprints and footwear.



Bryan Brendley



Bryan Brendley is a faculty member in the Forensic Biology program at Guilford College and chair of the Biology Department. Prior to coming to North Carolina he served as a sworn state conservation officer in Pennsylvania. Bryan teaches classes on Forensic Anthropology, Forensic Cell Biology/ Histology, Cold Case Analysis, bloodstain patterns, ballistic trauma, and drowning investigations. He regularly guest lectures at both Campbell University School of Law on expert testimony and at Elon University School of Law on Crime Scene Analysis. He graduated from the College of William and Mary with degrees in biology and history, and holds an earned doctorate from The Pennsylvania State University. He is a member of the AAFS, NCIAl and the NCHIA. Bryan also has "served" as a US Navy spouse for over 21 years and volunteers his time regularly at the High Point Police Crime Lab.

Don Mikko

Don spent most of his career as a Special Agent in the United States Army Criminal Investigation Command (USACIDC). For over 22 years, he worked in the United States Army Crime Laboratory (USACIL) and since 1990, he has been a Forensic Firearm and Toolmark Examiner. He is certified by the Association of Firearm and Toolmark Examiners (AFTE) in all three forensic disciplines: firearms, toolmarks, and gunshot residue.



Dyer Bennett



As Senior VP of Operations at Sirchie, Dyer works with industry experts to develop and update the latest in forensic product technology. His broad technical knowledge covers many forensic disciplines, including latent print development, digital forensics, shooting reconstruction, and alternate light sources. He brings a unique perspective to training with intimate knowledge of how the forensic tools are made and how they work.

Andy Parker

Currently, Andy is the Deputy Director of the City-County Bureau of Identification (CCBI) in Raleigh, N.C. Since 2002, he managed the Laboratory Division, the Identification Division, and served as a Latent Print Section Supervisor and Examiner for the CCBI. Prior to moving to Raleigh, Andy was a Crime Scene Investigator for the Tallahassee Police Department after serving seven years as a Law Enforcement Officer with the Florida Department of Law Enforcement. Andy is also a graduate of the FBI's National Academy.



David Pauly



David retired from The U.S. Army Criminal Investigation Command as a Special Agent-in-Charge/Commander and Forensic Science Officer. He performed duties in over a dozen states and frequently worked with local, state, and federal agencies. He holds a Master of Forensic Science degree from The George Washington University, is a 1998 graduate of the FBI National Academy, and is currently the Director of Applied Forensic Science at Methodist University in Fayetteville, N.C.

David Alford

David Alford is a retired FBI Special Agent with over 20 years of experience and served as one of the founding members of the FBI Evidence Response Team (ERT). He has investigated domestic and international violent crimes and bombings, including the Polly Klaas kidnapping and murder, the Unabomber's cabin and the 9/11 Pentagon scene. In the six years before the FBI, he was a Forensic Serologist, Hair and Fibers Examiner and Bloodstain Pattern Analyst for the Kentucky State Police Crime Lab.



Sirchie Instructors

Ross M. Gardner, MA



Ross M. Gardner worked for the United States Army Criminal Investigation Command (USACIDC) as a felony criminal investigator for nearly twenty years. He retired as a Command Sergeant Major and Special Agent in 1999 after serving a total of 24 years in US Army law enforcement. Subsequently, he served four years as the Chief of Police for the City of Lake City Georgia, a small suburban Atlanta police department. Currently, he is now retired and active in independent consulting.

Matt Baldwin

For over 20 years, Matt has worked in law enforcement with 18 years spent with the Biddeford Police Department in Maine. Since 2002, he's been a Crime Scene and Evidence Technician and has been an Instructor in the field for over 10 years. Matt enjoys training smaller departments to emphasize the importance that with the proper tools, techniques and training, rural departments can still accomplish as much as larger, more equipped agencies.



Tom McAndrew



Thomas McAndrew is a Homicide Detective with the Lehigh County District Attorney's Office, a position he has held since 2018. He formerly served with the Pennsylvania State Police for 26 years, retiring as a Corporal in the Criminal Investigation Assessment Unit. During his tenure in law enforcement, he has over 25 years of homicide investigation experience. McAndrew has lectured on various aspects of homicide and death investigation at venues across the United States. He received his Master's Degree in Investigative Forensics and Bachelor's Degree in Criminal Justice from Desales University.

Charles F. Siebert Jr., M.D.

Dr. Siebert is currently President of CFS Forensic Services and serves as an Assistant Medical Examiner for Gloucester, Salem, Camden, Ocean and Burlington Counties of New Jersey. He has previously held positions as the Assistant State Medical Examiner of New Jersey and Regional Medical Examiner of the Southern Regional Medical Examiner Office, Woodbine, New Jersey. Prior to these, he was Chief Medical Examiner in District 14, Panama City FL (2003-2007) and held various roles as Associate and Deputy Chief Medical examiner in the State of Florida.



Dr. Siebert received his B.S. in Biopsychology from William Paterson College and his M.D. from University of Medicine and Dentistry of New Jersey (UMDNJ). He completed his residency in Anatomic Pathology at the UMDNJ and St. Barnabas Medical Center.

Curt Clark



Mr. Clark is a veteran of the US Army Reserve where he served as a Military Police Officer, a former Patrol Officer and CSI with Bowling Green (KY) PD, and a current CSI with Scottsville (KY) PD. Mr. Clark has completed advanced training in Crime Scene Photography, Shooting Reconstruction, and Evidence and Property Management. He has conducted training at Bowling Green PD as well as with his current and surrounding departments in Kentucky.

Dave MacNeil


Dave is currently a Detective for the Watertown (MA) Police Department, with responsibilities for investigating major crimes, managing the day-to-day operations of the crime lab, and serving as the department's photographer. With over 30 years of experience in law enforcement and a graduate of the FBI Academy, he also instructs crime scene investigation at the local, state, and federal level, including the U.S. DOJ Law Enforcement Training, the National Forensic Academy, and Boston University's School of Forensic Science.



Doug Young



For over 23 years, Doug has served as Crime Scene Investigator for the Thorton Police Department (CO), gaining extensive experience in Crime Scene Examination and Reconstruction, Latent Print Processing and Comparison, and Shooting Reconstruction. Doug is certified as a crime scene investigator through the International Association for Identification and serves as a member of the crime scene certification board for the Rocky Mountain Division of the IAI.



100 Hunter Place
Youngsville, NC 27596 U.S.A.
Phone: 800.356.7311, 919.554.2244
Email: training@sirchie.com
www.sirchie.com