




Education & Training

With the first episode of CSI in 2000, it became one of the most popular shows on television. While it didn’t always portray the realities of crime scene investigation or law enforcement, it exposed the public to the fact that crime investigation relied on science to bring criminals to justice. This phenomena of citizens being more aware and expecting more of their local law enforcement came to be known as the “CSI Effect.”

In this environment, we provide classes, with a focus on hands-on activities that set us apart. Our popular Evidence Collection course continues to set the industry standard. Throughout the year, we hold specialized advanced classes, such as Bloodstain Pattern Documentation, Shooting Reconstruction, and Crime Scene Photography.

Sirchie alumni have continuous access to our experienced instructors, using them as a resource when they return to the field. Our goal is to make sure you’re prepared to Command Every Scene.

 For more information and our current schedule, please email us at training@sirchie.com, call us as 800.356.7311 or go to www.sirchie.com/training for more information.

We can come to you: Training classes at your location

Understanding that travel budgets can be tight, we offer a shorter version of our flagship Evidence Collection class on location at host department facilities. Benefits of hosting a class include:

- Complete course with same hands-on experience as at Sirchie
- Ability to conduct a closed in-house course and tailor it to your specific needs
- Build communication and interaction with other local departments through hosted trainings

Free Webinars with Certificates

Since 2013, we’ve developed and delivered monthly free webinars about popular forensic and topical issues. Subjects have included a series of “Latent Print Basics”; “Basics of Surveillance”; “Arson and Crime Scene Photography”; “Understanding Gun Shot Residue”; and a Narcotics Investigation series on topics including Fentanyl, K2/Spice, Bath Salts, and more. Everyone who attends the live webinar receives a Certificate of Attendance, which they can place in their CV and put toward continuing education. Contact us if you would like to access our webinar library.



Often Bought Together:
Indicates items often purchased in conjunction with other items.

Evidence Collection

Law Enforcement Professionals operate in an increasingly complex environment where budgets are tight, crime scenes are complicated, and the public expects investigations to lead quickly to justice. Knowing this, we offer our Evidence Collection Accelerated Training Program with limited class sizes, covering the scientific methods of collection, identification, evaluation, and preservation of physical evidence. Once you complete this class, you’ll have the knowledge to collect evidence effectively to be used in criminal cases.




You should attend this class if:

- You process crime scenes
- You want to learn more about the latest tools and techniques used to process crime scenes
- You want to find as much evidence as possible at a crime scene

Topics include:

- Crime Scene Investigation
- Fingerprint Theory & Classification
- Fingerprint Development – Powders
- Processing Latent Prints with Chemicals
- Crime Scene Photography
- Controlled Substances Identification
- Serial Number Restoration
- Firearms and Ballistics
- Alternate Lights and RUVIS
- Physiological Fluids
- Digital Forensics
- Footprint, Tire, and Toolmark Impression

No. CST100


 For class schedule or to register, visit www.sirchie.com/training.

Phase 1 Footwear Impression: Detection, Recovery, and Identification

Footwear impression evidence is the most overlooked evidence at crime scenes. Criminals will often wear gloves but rarely do they remove their shoes or intentionally destroy evidence left by their shoes. Tom Adair stated in Evidence Technology Magazine that many European police agencies report footwear evidence is collected in over 70% of their cases but this evidence is often not collected at American crime scenes. Students will get hands-on training for processing, photographing, lifting, casting, and preservation of footwear impression evidence. Taught by Johnny Leonard.




No. FTW100


 For class schedule or to register, visit www.sirchie.com/training.

Phase 2 Footwear Impression: Examination, Comparison, & Identification

Tom Adair stated in Evidence Technology Magazine that footwear impressions can tell us about both the criminal and the crime. He continues that we may be able to determine the make and style of the shoe and even the identity of the shoe to the exclusion of all others in the world. Students will receive hands-on training in examining, comparing and identifying footwear evidence.



No. FTW200

 For class schedule or to register, visit www.sirchie.com/training.

Pricing Information:
For current pricing visit
www.sirchie.com, or
call 800.356.7311




Often Bought Together:
Indicates items often
purchased in conjunction
with other items.

Firearm and Toolmark Identification and Shooting Reconstruction

This advanced course will introduce the methods used by firearm and toolmark examiners. You'll leave this course knowing the anatomy of a firearm and how characteristics of the firearm are matched to a projectile and cartridge; analysis of tool marks through observation, casting, and comparison; and the documentation methods and techniques for shooting scenes, including projectile size determination, bullet trajectories, and distance determination.




No. FSR100


 For class schedule or to register, visit www.sirchie.com/training.

Bloodstain Pattern Documentation

Blood shed during criminal activities can help tell the story of the crime due to the patterns left behind as bloodstains. Delivered by the experts at Bevel, Gardner & Associates, Inc., this class introduces the student to the nature and value of bloodstain pattern evidence including how to recognize basic pattern types and reinforces this gained knowledge through practical exercises using the Road Mapping method of bloodstain pattern evidence documentation.



No. BPA100

 For class schedule or to register, visit www.sirchie.com/training.


Comprehensive Crime Scene Photography

Investigators and witnesses can describe scenes, sometimes in great detail. However, photographs can tell the story with more objectivity. They freeze time and leave a permanent record of the scene. Despite its advantages, photography remains the least understood and developed skillset for crime scene, arson, and other types of investigators. Failure to obtain images of evidence while at the crime scene or in a lab will likely result in the photograph not being accepted by the court and deemed unsuitable for presentation to the jury.



You'll leave this class knowing: How to take proper photographs in a variety of environments; how to present photos in judicial proceedings; and how to train other professionals to take proper photos. Taught by expert Dave Pauly.

No. CCP300

 For class schedule or to register, visit www.sirchie.com/training.


ALS Photography with UV/IR

This state-of-the-art course will train attendees to a competency that will allow them to properly utilize a DSLR camera in the manual mode. After learning about visible spectrum photography, attendees will also learn how to visualize- scan-identify-image evidence requiring the use of ALS, UV, and IR energy. Common types of evidence requiring the use of ALS for visualization and imaging include: semen, saliva, urine, gunshot and explosive residue, fluorescent fingerprint powders, hairs/fibers, inks, and other trace evidence. Attendees will also learn how to utilize their cell phone cameras to scan – with or without imaging - evidence for traces of blood, GSR, subcutaneous bruising, obliterated tattoos, and obliterated writing with multiple inks.



Sirchie's UV/IR Photography Class is offered both in-person at our training facility in Youngsville, NC and online via Zoom.

No. UIP200


 For class schedule or to register, visit www.sirchie.com/training.

Clandestine Grave Discovery and Processing

Searching for a clandestine or hidden grave can be key in a homicide or wrongful death investigation where a body has not been discovered. This course will teach the student key signs for identifying what might be a possible outdoor clandestine grave site, including visual clues, searching techniques, and tools that can be used to assist. The course will also show preparation of a possible gravesite for proper forensic excavation, including site protection and initial marking and documentation.



No. CGR200


 For class schedule or to register, visit www.sirchie.com/training.

Forensic Death Investigation: from Scene to Autopsy

Of the 2.4 million deaths annually in the United States, 20% require investigation by a Coroner or Medical Examiner. This course provides the necessary knowledge to assist in resolving even the most complex death investigations. Attendees are exposed to the various manners of death, what evidence is key to both the investigation at the scene as well as to the Medical Examiner, and how the Medical Examiner's / Coroner's office, detectives, CSI, and other law enforcement personnel can work together to resolve these cases. Attendees are exposed to fundamental concepts reinforced through case studies and practical hands-on activities.



No. FDI100

 For class schedule or to register, visit www.sirchie.com/training.


Virtual Crime Scene Processing & Photography

We are pleased to bring our Evidence Collection Accelerated Training Program to the comfort and safety of your home or office. This new online training delivers the best possible instructive experience during these challenging and uncertain times. Classes are taught by the same experienced, knowledgeable instructors that teach at our state of the art facility in Youngsville, NC. You will learn the same techniques you need to accomplish your mission: scientific methods of collection, identification, evaluation and preservation of physical evidence.



Sirchie's Virtual Crime Scene Processing & Photography is offered online via Zoom.

No. VCT100

 For class schedule or to register, visit www.sirchie.com/training.


Forensic Symposium for Educators

Through a combination of lectures, exercises, and hands-on lab work, educators will leave our Symposium armed with real-world experiences and interactive lessons they can use in their classrooms. Lectures and activities are formatted so what is learned can be conducted by the educator as a laboratory or individual class lesson.



Sirchie's Forensic Symposium for Educators is offered both in-person at our training facility in Youngsville, NC and online via Zoom.

No. FSE100

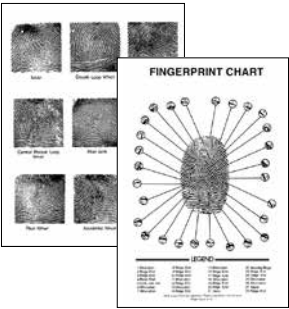
 For class schedule or to register, visit www.sirchie.com/training.

Pricing Information:
For current pricing visit
www.sirchie.com, or
call 800.356.7311

Often Bought Together:
Indicates items often
purchased in conjunction
with other items.

Introduction to the Science of Fingerprints

The science of fingerprint identification is based on the uniqueness and permanence of friction ridge structures. Therefore, the ability of the technician to accurately classify and identify fingerprint patterns is essential.



The student will learn fundamental techniques of fingerprint pattern interpretation and how this information is used to accurately classify, compare, and identify fingerprints.

Curriculum

- Arch, Loop, and Whorl recognition and classification
- Scars and Amps recognition and classification
- NCIC classification formula
- The ACE-V methodology of fingerprint comparison and identification & its relationship to scientific method
- Inked fingerprint comparison exercises
- Glossary of Fingerprint Terms

No. CFC100

For class schedule or to register, visit www.sirchie.com/training.

Basic Latent Fingerprint Comparison

Combining lecture and latent print practical exercises, the emphasis in this course is placed on print orientation to improve each student's comparison skills. Exercises are designed to provide the student with real life case work training experience.



Minimum Requirement: Each student must have attended and completed Introduction to the Science of Fingerprints Course to be accepted in this course.

Curriculum

- The ACE-V methodology of fingerprint comparison and identification & its relationship to scientific method
- Level 1, level 2, and level 3 detail in latent print comparisons
- Latent print orientation and comparison search clues
- Fingerprint pattern interpretation and their uses in the comparison of latent fingerprints
- Palm print orientation and palm print search clues in latent print comparisons
- Daubert and post Brandon Mayfield issues

No. LFC100

For class schedule or to register, visit www.sirchie.com/training.

Comprehensive Advanced Latent Print Comparison

How proficient are your individual comparison skills as pertaining to latent print casework? Are erroneous exclusions a problem in your skill set? If you are a manager, are erroneous exclusions a problem in your latent print work unit? This class was developed to help improve latent comparison competency and knowledge whether you are already a Certified Latent Print Examiner or if you are preparing to take the exam in the near future. A broad and exhaustive level of complex latent print exercises has been carefully compiled to improve the level of expertise for examiners. You will not find another class like this one anywhere else.



Minimum Requirement: Each student must have at least one year of Latent print experience to be accepted in this course.

Curriculum

- Reducing erroneous exclusions in casework
- Maximizing accurate latent comparison skills
- Developing confidence in your comparison decisions
- Real life casework type comparison exercises

No. CLP100

For class schedule or to register, visit www.sirchie.com/training.

Advanced Latent Ridgeology

Combining lecture and latent print practical exercises, emphasis is placed on comparison techniques for comparing difficult and complex latent finger and palm prints. Exercises are designed to provide the student with real life case work training experience.



Minimum Requirement: Each student must have attended and completed a Basic Latent Fingerprint Comparison Course to be accepted in this course.

Curriculum

- The ACE-V methodology of fingerprint comparison and identification & its relationship to scientific method
- Level 1, level 2, and level 3 detail in latent print comparisons
- Latent print orientation and comparison search clues
- Fingerprint pattern interpretation and their uses in the comparison of latent fingerprints
- Palm print orientation and palm print search clues in latent print comparisons
- The analysis of distorted and complex latent prints
- Daubert and post Brandon Mayfield issues

No. AFP100

For class schedule or to register, visit www.sirchie.com/training.

Advanced Latent Palm Print Comparison

Many students have expressed the difficulty in comparing latent palm prints and asked for a course that addresses this and simulates routine case work type training. This course was developed to meet these needs through combining lecture and latent print practical exercises.



Minimum Requirement: Each student must have attended and completed a Basic Latent Fingerprint Comparison Course to be accepted in this course.

Curriculum

- The ACE-V methodology of fingerprint comparison and identification & its relationship to scientific method
- Palm print topography and its use in comparisons
- Palm print points of direction, areas, and zones
- Major and Minor Flexion Creases
- Palm print orientation and palm print search clues in latent print comparisons

No. PPC100

For class schedule or to register, visit www.sirchie.com/training.

Mastering the IAI Latent Print Exam

This course helps examiners prepare for the IAI Latent Print Certification exam, and addresses concerns regarding the time management skills necessary for completing 12 identifications in the allotted 8 hours. Emphasis is placed on recognizing valuable search clues when comparing latent finger and palm prints.



Numerous timed exercises containing latent prints similar in difficulty to the IAI exam are administered and evaluated. Additional information is provided to aid students during the pattern recognition and written portions of the exam.

Minimum Requirement: Each student must have at least one year of Latent print experience to be accepted in this course.

Curriculum

- How to overcome anxiety about the test
- Time management skills that work
- How to maximize your comparison skills
- Learning to work smarter and not harder

No. MCP100

For class schedule or to register, visit www.sirchie.com/training.

Effective Courtroom Testimony

This class is designed to help Forensic Science Practitioners prepare for direct questioning from the prosecutor and cross-examination by the defense attorney. It also explains the process necessary to be accepted by the court as an expert witness and once accepted how to successfully testify as a forensic expert.



Curriculum

- How to overcome anxiety about your testimony
- Understanding the Federal rules of evidence
- Awareness of the Daubert Standards and its challenges to the science
- Understanding how to reply to the PCAST report
- Effective communication during testimony

No. LCT300

For class schedule or to register, visit www.sirchie.com/training.

Don't take it from us, hear from our Sirchie Alumni!

Quotes from Students

"Yes, I would recommend. I already sent a memo to administration stating that all CSIs should take this class."

"This class is a must for all CSI. More of our department's CSI will be attending in the future."

"I believe every officer that investigates crime scenes NEEDS this course."

Please note: These quotes are from course evaluations. We don't release the names of our students for their protection and the work they do.

How to Register

To enroll in our classes, please call us at 800.356.7311, or register online at www.sirchie.com/training.html. All cancellations made at least 10 days prior to the beginning date of class will be refundable. Cancellations made less than 10 business days prior to class are not refundable but can potentially be transferred to a future date at the discretion of Sirchie.

For More Information

Please call 800.356.7311 or email us at training@sirchie.com if you have any questions.