

Impression Evidence

Tire, Tool, Footwear Casting & Impressions

The ability to match shoe models, tire types, and teeth patterns is highly valued by investigators. Impressions yield individual characteristics, such as wear patterns, cut marks, and other alterations that enhance matching abilities and are invaluable when making positive identifications in an investigation.

As a potentially valuable form of evidence, impressions made at crime scenes require the right tools to retrieve the best evidence possible. Impression evidence may exist in the following forms:

- Footprints—in soil, snow, dust, or on floors, decks, etc.
- Tire tracks—in soil and snow on driveways or roadways
- Tool marks—at the point of entry or within the crime scene.
- Bite marks—on the victim.

Latent or very difficult to see impressions may also be present, including dust prints or foot impressions left on dry floors.

A visual search for impression evidence should be made prior to any attempts to locate and collect other forms of physical evidence. This will help to prevent footprint or tire impressions from being damaged during subsequent searches. When impression evidence is found, secure the area using crime scene barrier tape or other means. It may be necessary to erect a tent or similar shelter to protect fragile impression evidence outdoors in bad weather.

*Various methods of collecting impression evidence have evolved—now properly preserved impression evidence can provide a positive match to the **SHOES** worn by the perpetrator, the **TIRES** on the vehicle driven by the perpetrator and the **TOOLS** used to break into the premises.*



Shoe print found in mud.



Cast made from shoe print.



Suspect shoe matches cast.



No. 634C

No. 636C



No. SRA10A

No. SRA10

SRK700 CONTENTS:

- 1- 634C Liquid Silicone Rubber, 1 lb. (454g)
- 1- TM1 Vial of Catalyst
- 1- SRA10A Silicone Rubber Release Agent Pump Spray, 4 oz. (120ml)
- 1- KCP199 Steel Spoon
- 1- KCP198 Plastic Mixing Container, 1 qt. (946ml)
- 1- KCP155 Spatula, 7" (17.8cm), Steel Blade

LIQUID SILICONE RUBBER

This is a great medium for producing exact reproductions of virtually any surface including footprints, tire prints, tool and pry marks, prints in dust, fingerprints, crash debris, and firearms. It features a long shelf life and is unaffected by temperatures from -70° F to +500° F. Liquid silicone rubber is quick-setting in three to five minutes, yet it flows easily into hairline cracks and can also be thinned to flow more freely. Available in a 1 lb. (454 g) jar with catalyst.

SILICONE RUBBER RELEASE AGENT

This conveniently packaged product is used to aid in the separation of cured silicone from impression areas. It also works well with plaster and dental stone casting materials. Apply a thin, even coating over the surface to be preserved. Available in 4.5 oz. aerosol or 4 oz. pump spray.

SILICONE RUBBER THINNER

Use silicone rubber thinner with No. 634C liquid silicone rubber compound. This product thins the compound, allowing it to flow more freely and cover a wider area. It is supplied in a 16 fl. oz. (473 ml) bottle.

CATALOG NO.	DESCRIPTION	PRICE
634C	Liquid Silicone Rubber, 1 lb. (454g) w/TM1 Catalyst	
SRA10	Silicone Rubber Release Agent, 4.5 oz. (128g) aerosol	
SRA10A	Silicone Rubber Release Agent, 4 oz. (120ml) pump spray	
636C	Silicone Rubber Thinner, 16 oz. (473ml)	

NO. 1 SILICONE CASTING KIT

This economical, space-saving kit contains all the necessary materials needed for casting small crime scene impressions such as single footprints, tool marks, and bite marks. The liquid silicone is also the perfect medium for lifting powder-developed latent fingerprints from rough or textured surfaces. Easy to prepare and apply.



CATALOG NO.	DESCRIPTION	PRICE
SRK700	No. 1 Silicone Casting Kit	

Liquid Silicone Casting

Tire, Tool, Footwear Casting & Impressions

NO. 2 SILICONE CASTING KIT

This kit contains all of the necessary materials for larger impression casting applications. The kit contains 2-one pound jars of Liquid Silicone Rubber with Catalyst, as well as 16 oz. of Silicone Rubber Thinner. A pump spray container of Silicone Release Agent is supplied for use when casting on difficult surfaces such as deep impressions in wood or metal. Ideal for use on most crime scene impressions.



CATALOG NO.	DESCRIPTION	PRICE
SRK800	No. 2 Silicone Casting Kit	

LIQUID SILICONE CASTING KIT

This is a complete field kit with all the materials for making accurate reproductions with liquid silicone. Supplied materials facilitate casting of tire and footprints in snow, mud, sand, and other field casting requirements.



CATALOG NO.	DESCRIPTION	PRICE
640C	Liquid Silicone Casting Kit	

SRK800 CONTENTS:

- 2- 634C Liquid Silicone Rubber, 1 lb. (454g)
- 1- 636C Silicone Rubber Thinner, 16 oz. (473ml)
- 2- TM1 Vials of Catalyst
- 1- SRA10A Silicone Rubber Release Agent Pump Spray, 4 oz. (120ml)
- 1- KCP199 Steel Spoon
- 1- KCP198 Plastic Mixing Container, 1 qt. (946ml)
- 1- KCP201 Plastic Mixing Container, 1 pt. (473ml)
- 1- KCP155 Spatula, 7" (17.8cm), Steel Blade
- 1- SRK8001 Molded Copolymer Carrying Case; Dimensions: 12.125" x 7.25" x 4.5" (30.8cm x 18.4cm x 11.4cm); Weight: 4.92 lbs. (2.2kg)

640C CONTENTS:

- 2- 634C Liquid Silicone Rubber, 1 lb. (454g)
- 1- 636C Silicone Rubber Thinner, 16 oz. (473ml)
- 2- TM1 Vials of Catalyst
- 1- SRA10 Aerosol Silicone Rubber Release Agent, 4.5 oz. (133ml)
- 1- KCP142 Melamine Spoon
- 1- KCP155 Spatula, 7" (17.8cm), Steel Blade
- 1- 642C Flexible Mixing Bowl, 4.25" (10.8cm)
- 1- 643C Flexible Mixing Bowl, 4.75" (12.1cm)
- 1- 644C Flexible Mixing Bowl, 5.25" (13.3cm)
- 1- SP1000 Snow Impression Wax, Net Wt. 15 oz. (425g)
- 1- 638CA Aerosol Dust & Dirt Hardener, Net Wt. 15 oz. (425g)
- 1- SK900 Tape Measure, English/metric, 100 ft. (30m)
- 25- 608E01 Evidence Tags w/Ties
- 1- KCP200 Surface Brush
- 1- FCF100 Adjustable Casting Frame, 7.25" x 12"-18" (18.4cm x 30.5cm-45.7cm)
- 1- Technical Instructions
- 1- 640CC Black Molded Copolymer Carrying Case w/Folding Handle and Locking Latches; Dimensions: 17" x 13" x 7.375" (43.2cm x 33cm x 18.7cm); Weight: 16.5 lbs. (7.5kg)

ZMP100 CONTENTS:

- 1- ZMP101 Bottle of Pre-Treated Water, 16 oz. (473ml)
- 1- ZMP102 Package of Plaster, 2 lbs. (907g)
- 1- ZTE031 ZIP-MIX™ Mixing Bag, 13" x 18" (33cm x 45.7cm)

FOUR STEPS TO ZIP-MIX PLASTER CASTING:



STEP 1: Apply Dust and Dirt Hardener (No. 638CA)*.



STEP 2: Pour water into zip-top bag, seal.



STEP 3: Knead bag for 1-2 minutes.



STEP 4: Pour into impression*.
(* Optional accessories shown.)


Plaster Casting

ZIP-MIX™ PLASTER CASTING

Eliminate the mess and difficulty of mixing plaster—use ZIP-MIX™ Plaster Casting. Casting plaster must be mixed uniformly and all lumps eliminated. ZIP-MIX™ plaster ensures a uniform, smooth mixture every time. Simply combine water and plaster in the zip-top bag and knead with both hands until no lumps are felt. The ZIP-MIX™ set includes a pre-measured amount of plaster and water—enough to cast a full-sized adult footprint. Everything needed is in one convenient package.



CATALOG NO.	DESCRIPTION	PRICE
ZMP100	ZIP-MIX™ Plaster Casting	



CASTING PLASTER

This special formula plaster is for tire and footprint evidence. The exothermic retarder slows set-up while mixing and reduces shrinkage while curing. Comes in a 8 lbs. (3.63kg) container.

CATALOG NO.	DESCRIPTION	PRICE
639C1	Casting Plaster, 8 lbs. (3.63kg)	

ADJUSTABLE CASTING FRAMES

These all-aluminum, adjustable casting frames restrict the flow of casting compounds. Each size expands a full six inches in length. Manufactured out of 0.060" x 1 3/4" aluminum.



CATALOG NO.	DESCRIPTION	PRICE
FCF100	Adjustable Casting Frame, 7 1/4" x 12" to 18" (19cm x 31cm x 45.7cm)	
FCF200	Adjustable Casting Frame, 12" x 18" to 24" (31cm x 45.7cm x 62cm)	

Plaster Casting

DISPOSABLE CASTING FRAMES

SIRCHIE® has developed these Disposable Casting Frames for use in the field to provide a low-cost, disposable alternative to traditional frames. Each frame consists of two strips of heavy-duty, moisture-resistant, corrugated plastic material, which can be assembled in seconds using the adhesive tabs. The size of the frame can be adjusted to accommodate most shoe impressions by varying the position of the two plastic pieces. To make larger frames for casting tire tread impressions, simply fasten together multiple units. After your cast is dry, removal is easy since the casting material won't stick to the plastic frame—simply slide it off and throw it away—no clean up! Works great with plaster or dental stone casting material!



CATALOG NO.	DESCRIPTION	PRICE
IMP00001	Disposable Casting Frames, 4 sets	

FLEXIBLE MIXING BOWLS

These highly flexible mixing bowls are ideal for mixing liquid silicone rubber, plaster, and HARD-CORE. The bowls feature a non-stick surface that is resistant to chemicals and petroleum products.

CATALOG NO.	DESCRIPTION	PRICE
641C	Flexible Mixing Bowl, 3 1/2" (8.9cm) diameter	
642C	Flexible Mixing Bowl, 4 1/4" (10.8cm) diameter	
643C	Flexible Mixing Bowl, 4 3/4" (12.1cm) diameter	
644C	Flexible Mixing Bowl, 5 1/4" (13.3cm) diameter	
646C	Flexible Mixing Bowls, 4 piece set	

TIRE AND FOOTPRINT PLASTER CASTING KIT

This complete kit is ideal for casting exact reproductions of footprints and tire prints in snow, mud, sand and dirt. It is excellent for field investigations. Comes complete with application procedures and instructions.



CATALOG NO.	DESCRIPTION	PRICE
639C	Tire and Footprint Plaster Casting Kit	

Tire, Tool, Footwear Casting & Impressions



Disposable frames can be adjusted to accommodate most shoe impressions by varying the position of the two COREX pieces.



No. 641C



No. 642C



No. 643C



No. 644C

639C CONTENTS:

- 1- SP1000 Snow Impression Wax, Net Wt. 15 oz. (425g)
- 1- 639C2 Water Container, 24 oz. (709.56ml)
- 1- 638CA Aerosol Dust & Dirt Hardener, Net Wt. 15 oz. (425g)
- 1- SRA10 Aerosol Silicone Rubber Release Agent, 4.5 oz. (128g)
- 1- KCP142 Melamine Spoon
- 1- KCP155 Spatula, 7" (17.8cm), Steel Blade
- 1- 642C Flexible Mixing Bowl, 4.25" (10.8cm)
- 1- 643C Flexible Mixing Bowl, 4.75" (12.1cm)
- 1- 644C Flexible Mixing Bowl, 5.25" (13.3cm)
- 1- KCP114 Retractable Measuring Tape
- 1- KCP154 Pipette with Suction Bulb
- 1- KCP200 Surface Brush
- 1- 639C15 Tire and Footprint Casting Plaster, 3 lbs. (1.36kg)
- 1- 639C5 Wire Mesh Reinforcement, 2" x 4" (5.1cm x 10.2cm), 10 each
- 1- STM1003 Modeling Clay, 1/4 lb. (113g)
- 1- FCF100 Adjustable Casting Frame, 7.25" x 12"-18" (18.4cm x 30.5cm-45.7cm)
- 24- 608E01 Evidence Tags, Pre-printed
- 1- Technical Information
- 1- 639CC Black Molded Copolymer Carrying Case w/Folding Handle and Locking Latches, Includes Molded Inserts; Dimensions: 17" x 13" x 7.375" (43.2cm x 33cm x 18.7cm); Weight: 18 lbs. (8.2kg)

FOUR EASY STEPS:



STEP 1: Prepare impression with 638CA Dust and Dirt Hardener*.



STEP 2: Break internal water capsule.



STEP 3: Shake, then knead bag up to 2 minutes.



STEP 4: Pour mixed casting material into impression*.
(* Optional accessories shown.)

FEATURES:

- A complete impression casting kit
- No more mess, no more measuring, no more mixing bowls, no more guess work
- Simple to use
- Superior results

Shake-N-Cast™ IMPRESSION CASTING KIT

This incredibly simple to use kit eliminates all the mess and guesswork inherent with most other casting methods. Shake-N-Cast™ contains 42oz. (1191.7g) of proprietary gypsum casting material packaged with an internal premeasured water capsule. The mixture is always the correct consistency!

Due to its exceptional strength, Shake-N-Cast™ is fast becoming the preferred choice of crime scene specialists and crime laboratory personnel. Typical casts are only 0.5" to 0.75" (13mm to 19mm) thick. No reinforcement is needed. Each kit is sufficient for casting a full-sized adult shoe print.



Back of the Shake-N-Cast™ pouch showing the internal premeasured water capsule



Resultant cast using Shake-N-Cast™ Impression Kit

CATALOG NO.	DESCRIPTION	PRICE
SNC42	Shake-N-Cast™ Impression Kit	
SNC428	Shake-N-Cast™ Impression Kit, 8 each	

DISPOSABLE Shake-N-Cast™ KIT

This kit combines 4 of our popular pre-measured Shake-N-Cast™ pouches with 2 sets of our Disposable Casting Frames—offering convenience, affordability and ease of use. Shake-N-Cast™ pouches contain proprietary gypsum casting material with an internal pre-measured water capsule. To use, just break the water capsule, knead and pour—no measuring required.

Our Disposable Casting Frames are made of durable plastic that can be easily removed and discarded after use. Kit allows you to cast either one large tire tread impression or two large footwear impressions—with no measuring or cleanup! Comes packaged in a cardboard container with internal zip-top bag.



CATALOG NO.	DESCRIPTION	PRICE
IMPSNCD4	Disposable Shake-N-Cast™ Kit	

Tire and Footprint Casting

Tire, Tool, Footwear Casting & Impressions

MASTER Shake-N-Cast™ IMPRESSION KIT

This is **SIRCHIE**®'s complete field kit with all the necessary materials needed for making accurate impressions utilizing our Shake-N-Cast™ method. Along with five pouches of Shake-N-Cast™, this kit contains two cans of our Dust and Dirt Hardener for preparing impressions in loose or sandy soil and two cans of our Snow Impression Wax for casting in snow and ice. Two casting frames are included for casting footprints and tire tracks.



No. TLK700 Tactical Master Shake-N-Cast Kit includes all the same contents in a durable tactical bag.

The ultimate in convenience and utility—the SNC100 and TLK700 kits contain the most often needed materials for tire and footwear casting.

FEATURES:

- No more guessing at how much water and plaster to use
- Make casts in all kinds of conditions — mud, dirt, sand, even snow!
- No messy mixing bowls or buckets
- Kit contains all materials and tools for the best possible results

CONTENTS:

- 5- SNC42 Shake-N-Cast™ Impression Kits, Net Wt. 42 oz. (1191.7g)
- 1- FCF100 Adjustable Casting Frame, 7.25" x 12"-18" (18.4cm x 30.5cm-45.7cm)
- 1- FCF200 Adjustable Casting Frame, 12" x 18"-24" (30.5cm x 45.7cm-61cm)
- 2- 638CA Aerosol Dust & Dirt Hardener, Net Wt. 15 oz. (425g)
- 2- SP1000 Snow Impression Wax, Net Wt. 15 oz. (425g)
- 1- SRA10 Aerosol Silicone Rubber Release Agent, 4.5 oz. (133ml)
- 1- KCP142 Melamine Spoon
- 1- ESP30W Photo Scales, 10 pk.
- 1- 608E1 Evidence Tags w/ties, 100 pk.
- 1- Technical Instructions
- 1- SNC100CC Heavy Duty, Molded Carrying Case; Dimensions: 17" x 13" x 7.375" (43.2cm x 33cm x 18.7cm); Weight: 26.2 lbs. (11.9kg)

TACTICAL CASE DESCRIPTION:

- 16.5"X12.5"X5.5" inside main compartment
- Two front pockets measuring 7"X10"X2.5"
- Large back pocket measuring 16.5"X10.5"X2"
- Molle/Alice interior panel
- Made from 1000-denier textured nylon
- Luggage handle panel
- Name tape holder
- Large hidden pocket with full Back Up Belt System™
- Light colored interior for easy access to gear
- Expandable side pockets
- Molded handle



CATALOG NO.	DESCRIPTION	PRICE
SNC100	Master Shake-N-Cast™ Impression Kit	
TLK700	Tactical Master Shake-N-Cast™ Impression Kit	

Tire, Tool, Footwear Casting & Impressions

THREE EASY STEPS:



STEP 1: Remove loose debris and place a casting frame around the impression.



STEP 2 : Apply several light coats of Dust and Dirt Hardener allowing 2-3 min. drying time between coats.

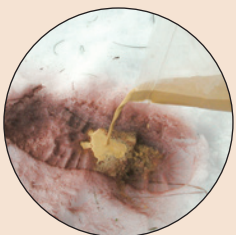


STEP 3: Mix and pour casting material into impression breaking the fall with spoon or spatula. Thickness of cast and cure time varies with medium used.

HOW TO USE:



Apply 2 coats of Snow Impression Wax from 10"-12". Then, spray 6 more coats from 6". Allow 1-2 min. drying time between coats.



Prepare a sufficient amount of casting material to make the cast. Can be used with all casting materials.

Tire and Footprint Casting



AEROSOL DUST AND DIRT HARDENER

This efficient method for preparing footprints and tire tracks found in loose or sandy soil is packaged in aerosol form.



Resultant cast (above)
using No. 638CA and
No. SNC42.

Our Dust and Dirt Hardener features a quick-drying, clear acrylic formula that adds superior strength to impressions—lessening the chance of detail damage due to the weight of the casting material. Use it with plaster-of-paris, HARD-CORE, or Shake-N-Cast™ materials. One 15-ounce can of 638CA Dust and Dirt Hardener is enough to make up to 30 full-size adult shoe impression applications.

CATALOG NO.

DESCRIPTION



PRICE

638CA

Aerosol Dust and Dirt Hardener, 15 oz. (425g) can



SNOW IMPRESSION WAX

Impression evidence found in snow or ice presents a unique set of difficulties for recovery. Due to the fact that most gypsum-based casting materials generate heat during the curing process, it is necessary to provide an insulating medium. Spray Snow Impression Wax into the impression to prepare the surface for casting. This locks the impression detail to avoid melting when the casting medium is applied. It is supplied in an aerosol can.



Using Snow Impression Wax serves a dual purpose:

1. It provides insulation from the curing heat of the casting medium.
2. It hardens the impression, preventing it from being crushed by the weight of the casting medium.

Resulting impression cast
using Snow Impression
Wax.



CATALOG NO.

DESCRIPTION


PRICE

SP1000

Snow Impression Wax, 15 oz. (425g) can

HARD-CORE BLUE™ Casting Techniques

Tire, Tool, Footwear Casting & Impressions



Step 1



Step 2



Step 3



Step 4



Step 5

CASTING WITH HARD-CORE BLUE™

HARD-CORE BLUE™ is used in the same manner as casting plaster. Follow these procedures for consistently good casts:

- ▶ 1. Remove any debris, twigs or leaves found lying on top of the impression. DO NOT remove any object imbedded in the impression.
- ▶ 2. Place a casting frame around the impression and prepare the surface by adding several light coatings of dust and dirt hardener (638CA). Allow two to three minutes of drying time between coatings. Hard soil or clay generally will not require hardening. Apply a light coating of silicone release agent (SRA10) to the impression.
- ▶ 3. Pour the required amount of mixing solution into the bag with the HARD-CORE BLUE™ casting material.
- ▶ 4. Knead the mixture until thoroughly blended (approximately two minutes). The entire mixture should be a uniform color.
- ▶ 5. Pour into the impression. Be certain to break the fall of the mixture using a stick, spoon or spatula. Begin pouring around the edges and allow the mixture to flow over the impression. Generally, the cast should be 1/2" to 3/4" thick. No reinforcement is required.

CASTING IN STANDING WATER

It is possible to make a cast of an impression that is found under water using the following procedure.

- ▶ 1. Carefully place a casting frame around the impression. If possible, the frame should be wide enough so that it stands above the surface of the water.
- ▶ 2. Lightly sprinkle HARD-CORE BLUE™ compound to completely cover the impression to a thickness dependent on the water depth.
- ▶ 3. Mix a quantity of HARD-CORE BLUE™ with mixing solution and pour the mixture on top of the compound covering the impression. Be certain to break the fall of the mixture with a stick, spoon or spatula.
- ▶ 4. Allow at least 30 minutes for setup. Remove the cast and allow at least 24 hours of drying time before any further examination or handling.



Step 1



Step 2



Steps 3 and 4

Due to their size, tire and footprint impressions require a different casting medium than tool marks. For many years, crime scene investigators preferred "Plaster of Paris" as their first choice for recovering large impressions. In recent years, investigators have switched to die stone or dental stone materials. Die stone or dental stone forms a very durable cast, requires no reinforcement and demonstrates no apparent shrinkage.



Footwear impression shown prior to casting.



HARD-CORE BLUE™ is poured onto the surface to make a cast of the impression.

ABOUT HARD-CORE BLUE™ DENTAL STONE CASTING MATERIAL

HARD-CORE BLUE™ is an all-purpose, gypsum-based casting material that offers Herculean strength, accurate reproductions, simplicity of use and long-term economy. It is a dental stone casting material proven to be the most efficient and practical method for casting tire and footprint impressions. Its superior strength eliminates the need for reinforcement. Typical casts are 1/2" to 3/4" thick (compared with several inches thick using plaster), and offer some amazing properties. It has been stored for months in the trunk of a vehicle with no apparent loss of efficiency—from subfreezing to temperatures in excess of 100° F (38° C). It sets up in a shorter time and has only a minor exothermic reaction. Only larger impressions require damming or flow restriction.

HCB100Z CONTENTS:

- 1- HCB100Z HARD-CORE Casting Material, 3 lbs. (1.36kg)
- 1- HCB2002 HARD-CORE BLUE™ Solution, 24 fl. oz. (710ml)

(This combination is enough for two footprints or a partial tire track)

HCB100 CONTENTS:

- 1- No. HCB100Z HARD-CORE Casting Material, 6 lbs. (2.72kg)
- 1- No. HCB1001 HARD-CORE BLUE™ Solution, 48 fl. oz. (1.42L)

HARD-CORE BLUE™ DENTAL STONE CASTING MATERIAL

HARD-CORE BLUE™ casting material and solution are sold in premeasured amounts required for mixing.



CATALOG NO.	DESCRIPTION	PRICE
HCB2001	HARD-CORE BLUE™ Casting Material, 3 lbs. (1.36kg)	
HCB2002	HARD-CORE BLUE™ Solution, 24 fl. oz. (709.76ml)	
HCB3001	HARD-CORE BLUE™ Casting Material, 8 lbs. (3.62kg)	
HCB3002	HARD-CORE BLUE™ Solution, 64 fl. oz. (1.89L)	
HCB4001	HARD-CORE BLUE™ Casting Material, 50 lbs. (22.68kg)	

ZIP-MIX™ HARD- CORE CASTING COMBINATIONS

Premeasured hard-core casting material and HARD-CORE BLUE™ solution ensure a uniform mixture every time. Simply add the blue solution to the zip-top bag and knead with both hands until smooth. Then, pour into prepared impression area.



CATALOG NO.	DESCRIPTION	PRICE
HCB100Z	ZIP-MIX™ Casting Combo (3 lbs. material, 24 oz. solution)	
HCB100	ZIP-MIX™ Casting Combo (6 lbs. material, 48 oz. solution)	

HARD-CORE BLUE™ Products

HARD-CORE BLUE™ TIRE AND FOOTPRINT CASTING KIT

This complete kit includes the materials and supplies for casting tire and footprint impressions at the crime scene. HARD-CORE BLUE™ casting material is provided to permit detailed reproduction of impression evidence. Resulting casts are rock-hard and require no reinforcement. Use this kit for recovery of impressions found in snow, mud, sand and soil.



- 639HCB CONTENTS:**
- 1- HCB2001 HARD-CORE BLUE™ Casting Material, 3 lbs. (1.36kg)
 - 1- HCB2002 HARD-CORE BLUE™ Mixing Solution, 24 fl. oz. (710ml)
 - 1- KCP155 Spatula, 7" (17.8cm), Steel Blade
 - 1- EPS30W Photo Evidence Rulers, 10 ea.
 - 25- 608E01 Evidence Tags with Ties
 - 1- STM1003 Modeling Clay, 1/4 lb. (113g)
 - 1- 638CA Aerosol Dust & Dirt Hardener, Net Wt. 15 oz. (425g)
 - 1- SRA10 Aerosol Silicone Rubber Release Agent, 4.5 oz. (133ml)
 - 1- 642C Flexible Mixing Bowl, 4.25" (10.8cm)
 - 1- 643C Flexible Mixing Bowl, 4.75" (12.1cm)
 - 1- 644C Flexible Mixing Bowl, 5.25" (13.3cm)
 - 1- SP1000 Snow Impression Wax, Net Wt. 15 oz. (425g)
 - 1- FCF100 Adjustable Casting Frame, 7.25" x 12"-18" (18.4cm x 30.5cm-45.7cm)
 - 1- KCP200 Surface Brush
 - 1- SK900 Tape Measure, English/metric 100 ft. (30m)
 - 1- KCP142 Melamine Spoon
 - 1- 639HCB Black Molded Copolymer Carrying Case w/Folding Handle, Locking Latches; Dimensions: 17" x 13" x 7.375" (43.2cm x 33cm x 18.7cm); Weight: 22 lbs. (10kg)



A cast made with HARD-CORE BLUE™ casting material is fully-cured in approximately 30-45 minutes.

**SHOP
ONLINE** 
www.sirchie.com

CATALOG NO.	DESCRIPTION	PRICE
639HCB	HARD-CORE BLUE™ Tire and Footprint Casting Kit	

Phone: +1.919.554.2244 Fax: +1.919.554.2266

CSP1000 CONTENTS:

- 1- HCB2001 HARD-CORE BLUE™ Casting Material, 3 lbs. (1.36kg)
- 1- HCB2002 HARD-CORE BLUE™ Mixing Solution, 24 fl. oz. (710ml)
- 1- KCP155 Spatula, 7" (17.8cm), Steel Blade
- 1- EPS30W Photo Evidence Rulers, 10 ea.
- 1- EIL01R SIRCHSEAL™ Label Roll
- 25- 608E01 Evidence Tags with Ties
- 1- STM1003 Modeling Clay, 1/4 lb. (113g)
- 1- 638CA Aerosol Dust & Dirt Hardener, Net Wt. 15 oz. (425g)
- 1- 634C Liquid Silicone Rubber, 1 lb. (454g)
- 1- SRA10 Aerosol Silicone Rubber Release Agent, 4.5 oz. (133ml)
- 1- TM1 Vial of Catalyst
- 1- 636C Silicone Rubber Thinner, 16 oz. (473ml)
- 1- 642C Flexible Mixing Bowl, 4.25" (10.8cm)
- 1- 643C Flexible Mixing Bowl, 4.75" (12.1cm)
- 1- 644C Flexible Mixing Bowl, 5.25" (13.3cm)
- 1- SP1000 Snow Impression Wax, Net Wt. 15 oz. (425g)
- 1- FCF100 Adjustable Casting Frame, 7.25" x 12"-18" (18.4cm x 30.5cm-45.7cm)
- 1- KCP200 Surface Brush
- 1- SK900 Tape Measure, English/metric 100 ft. (30m)
- 1- KCP142 Melamine Spoon
- 1- CSP1000C Black Molded Copolymer Carrying Case w/Folding Handle, Locking Latches; Dimensions: 17" x 13" x 7.375" (43.2cm x 33cm x 18.7cm); Weight: 24 lbs. (10.9kg)



Silicone cast of a shoe print found at a crime scene.

MASTER HARD-CORE BLUE™ & LIQUID SILICONE CASTING KIT

This complete field kit contains all the materials necessary to recover most forms of impression evidence found at crime scenes. From tool marks to tire tracks, this kit offers efficient, thorough evidence collection. The flexibility of this kit becomes evident when confronting various environmental situations.



**SHOP
ONLINE**
www.sirchie.com

CATALOG NO.

DESCRIPTION

PRICE

CSP1000

Master HARD-CORE BLUE™ and Liquid Silicone Casting Kit



Tire and Footprint Casting

Tire, Tool, Footwear Casting & Impressions

UNIVERSAL EVIDENCE PHOTO STAND

SIRCHIE®'s Universal Photo Evidence Stand is an excellent alternative to traditional cumbersome camera tripods. This photo stand eliminates the problem of tripod legs showing up in evidential photographs. It features full-length English (UPS100) or Metric (UPS100M) photo scales on all four sides.

The outer frame is constructed of sturdy steel with a matte black wrinkle coat finish, and the adjustable photo scale mounts are polished steel. The unit also features a telescoping professional-duty camera mount. The Universal Photo Evidence Stand is sturdy enough to support most digital and analog cameras up to 2.5 lbs. (1.1kg). The unit can be assembled and disassembled in seconds for easy storage and transport.

The evidence scales are printed on magnetic strips for easy replacement. The front and back scales are mounted on sliding scale mounts for easy adjustment to cover the evidence being photographed.




UPS100 SPECIFICATIONS:

Frame Interior Area:
12.75" x 14.875"
(32.4cm x 37.8cm)
Adjustable Extension Arm:
9.5"-16" (21.4cm-40.6cm)
Total Weight: 5.9 lbs. (2.7kg)

*No. UPS100
(camera not included).*


CATALOG NO.	DESCRIPTION	PRICE
UPS100	Universal Evidence Photo Stand w/English Scales	
UPS100M	Universal Evidence Photo Stand w/Metric Scales	
UPS101W	Magnetic Scale Set, White, English, 4 each	
UPS102W	Magnetic Scale Set, White, Metric, 4 each	
UPS101B	Magnetic Scale Set, Black, English, 4 each	
UPS102B	Magnetic Scale Set, Black, Metric, 4 each	



The No. UPS100 outperforms cumbersome tripods—and the entire unit disassembles in seconds!

BIO-FOAM® IMPRESSION SYSTEM

Here's a quick and easy system of making footwear impressions without damaging or contaminating the footwear. Simply press the footwear onto the BIO-FOAM® surface, spray on a thin coating of Aerosol Dust & Dirt Hardener (638CA), and then mix and pour in Shake-N-Cast™ (SNC42) ready-to-use casting material. This makes a permanent impression of the footwear. The high-density foam provides extremely fine detail and comes packaged in a self-storing cardboard container.



CATALOG NO.	DESCRIPTION	PRICE
BIF100	BIO-FOAM® Impression Kit	
BIF101	BIO-FOAM® Impression Kits (case of 24)	



*Resulting cast made with
No. SNC42 Shake-N-Cast™.*

Tire, Tool, Footwear Casting & Impressions



No. FR001



No. 647C100

HOW SIRCHTRAK™ WORKS:



1. Drive the vehicle with the suspect tire tread over a sheet of SIRCHTRAK™ attached to the impression board.



2. Pressure of the tire under load transfers the carbon carrier to the adhesive-coated receiver sheet. Simply peel off carrier and discard.

POINTS OF COMPARISON:

SIRCHTRAK™ enables the investigator to more precisely examine the following points of comparison:

1. Overall tread design
2. Dimensions between ridges and sections
3. Positions of ridges relative to one another
4. Unusual wear, markings and distinctive features
5. Amount and type of wear

STT100 CONTENTS:

- 10- STT103 SIRCHTRAK™ Print-Out Sheets
- 1- STT102 SIRCHTRAK™ Impression Board, 13" x 19" (33cm x 48.3cm)
- 1- STT101 Sheet of Foam Rubber Material for shoe print impressions, 11" x 17" (27.9cm x 43.2cm)

Footprint Casting and Lifting

FOOTPRINT RESIDUE LIFTERS

These unique lifting devices are coated with super-sensitive acrylic adhesive for lifting the most minute particles. Simply remove the adhesive protector, apply to the area, lift and mount on backing material supplied with each lifter. Lifters are 6" x 15" (15.2cm x 38cm) and are supplied in a package of 12. Lifters are supplied with twelve 6" x 15" x 0.010" (15.2cm x 38cm x 0.25mm) transparent plastic backing sheets.

CATALOG NO.	DESCRIPTION	PRICE
FR001	Footprint Residue Lifters, 12 each	

SEARCH RUBBER/GEL FOOTPRINT LIFTERS

The SEARCH Rubber/GEL Footprint Lifters are uniquely designed to allow for an accurate transfer of foot or footwear prints from dusty and/or dirty surfaces. They are particularly useful when dealing with lightly covered surfaces because they don't generate static electricity like standard lifting tapes. Two 6" x 15" (15.2cm x 38cm) rubber footprint lifters—one black and one white.

CATALOG NO.	DESCRIPTION	PRICE
647C100	Rubber/GEL Footprint Lifters (1 white, 1 black)	

SIRCHTRAK™ TIRE TREAD AND FOOTWEAR PRINT-OUT SYSTEM

To accurately compare tire print evidence, the track left by the suspect tire should be recorded under the pressure of the vehicle. SIRCHTRAK™ is an easy-to-use "drive over" system that gives a permanent record of the tire under load, making comparisons to casts and/or photographs more reliable and eliminating dusting or inking of tires to be examined.

HOW IT WORKS:

Simply lay a sheet of SIRCHTRAK™ on the impression board and drive the vehicle over it. The pressure of the tire under load causes the interleaved carbon carrier to transfer to the adhesive-coated receiver sheet. Simply peel off the carbon carrier and discard.

BENEFITS:

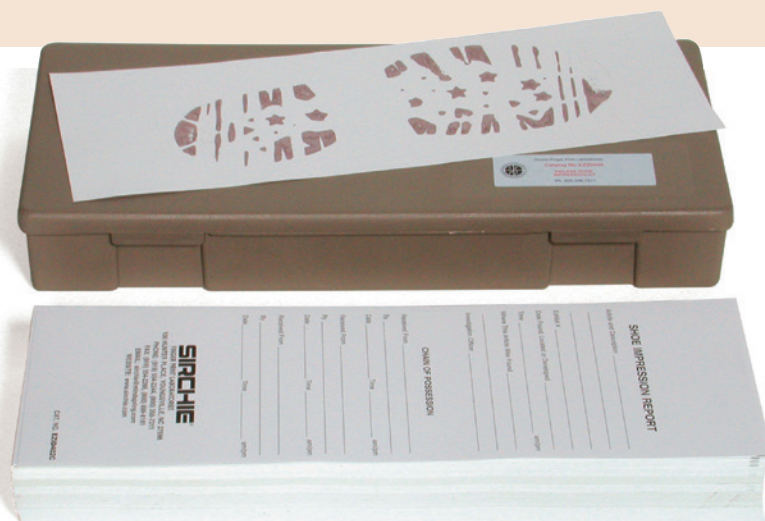
Unlike conventional methods of making test tracks, the tire tread imprints are exact, uniform, high-contrast reproductions which become an accurate "signature" of the suspect tire. The SIRCHTRAK™ printout is perfect for comparison purposes and ultimate courtroom presentations.



CATALOG NO.	DESCRIPTION	PRICE
STT100	SIRCHTRAK™ System	
STT103	SIRCHTRAK™ Printout Sheets (only), 10 each	

Footprint Casting and Lifting

Tire, Tool, Footwear Casting & Impressions



The Dust Print Lifter Companion!


EZID™ STAINFREE FOOTWEAR SYSTEM

In the past the choices for recording actual shoe print evidence to compare against lifted impressions have been limited. Two of the more popular methods involved rolling fingerprint ink on the sole of the shoe and transferring it to paper or applying black fingerprint powder to the sole, and then transferring it to an adhesive-coated surface. Both methods create quite a mess both before taking the impression and cleaning-up afterward.

The new EZID™ Stainfree Footwear Impression System consists of a pre-impregnated stainfree pad and pre-sensitized impression cards. More than 200 footwear impressions can be taken from a single EZID™ stainfree pad. And since no ink is visible on the surface it is applied to, no cleanup is necessary. The reverse side of the impression cards are printed with an impression evidence report for recording all pertinent information.

The EZID400 kit is the ideal tool for use in the crime laboratory or at the crime scene and is excellent for elimination of prints on-the-spot. It is simple to use and can record even the smallest details of wear and tear found on footwear. The EZID™ System is easy to use, yields great impressions and makes your job easier.

Info Side



Impression Side

**The EZID™ STAINFREE
FOOTWEAR
IMPRESSION SYSTEM...**
*provides superior results
with absolutely
NO MESS!*



Step 1. Fill out information side of card.



Step 2. Place clean shoe on top of impression pad, rolling from heel to toe.



Step 3. Place card with unprinted side up on a smooth surface. Place shoe on top of impression card and roll from heel to toe. Allow up to 5 minutes for development.


EZID400 CONTENTS:

- 1- EZID402 Inkless Impression Pad, 6 3/4" x 16 3/4" (17.1cm x 42.5cm); Good for 250-300 Impressions
- 1- EZID403 Shoe Impression Rejuvenator Ink, 0.5 oz. (15ml)
- 1- EZID402C Preprinted Inkless Shoe Impression Cards, 5 1/2" x 16 1/2", (14cm x 42cm) 200/pack
- 1- KCP212 Molded Polypropylene Carrying Case; Dimensions: 17 1/2" x 7 3/4" x 2 3/8" (44.5cm x 19.7cm x 6cm)

CATALOG NO.	DESCRIPTION	PRICE
EZID400	EZID™ Stainfree Footwear Impression System	
EZID402C	Inkless Impression Cards, 5 1/2" x 16 1/2", 200 each	
EZID403	Shoe Impression Rejuvenator Ink, 0.5 oz. (15ml)	



A typical set-up for lifting dust prints using the No. ESP900 on a horizontal surface.



Resulting Dust Print using the No. ESP900



No. ESP909 Evidence Boxes are designed for safely storing dust print evidence.



No. ESP900BT Optional Protective Boot

ESP900 CONTENTS:

- 1- Electrostatic Voltage Control Unit
- 1- Ground Plate, nickel-plated steel, 4" x 6" (10.2cm x 15.2cm)
- 1- Ground Plate Polycarbonate Insulating Sheet, 5" x 7" (12.7cm x 17.8cm)
- 1- Insulated Roller
- 1- 9V Alkaline Battery
- 1- Technical Information
- 1- Static Discharge Cable
- 1- ESP901T Metallized Lifting Mats in protective tube, 5 ea.
- 1- Black Molded Copolymer Case; Dimensions: 12.25" x 9" x 3.875" (31.1cm x 22.9cm x 9.8cm)

THE ELECTROSTATIC DUST PRINT LIFTER

One of the most overlooked forms of physical evidence at the crime scene is impression evidence. This is largely due to a lack of specific training in the proper search, collection, and preservation techniques and procedures.

Locating and recovering obvious impressions from mud, dirt or blood are usually accomplished, but dust prints found in many indoor crime scenes are often overlooked and many times damaged or obliterated.

By using the Electrostatic Dust Print Lifter, prints left in the dust of a floor, light soil from a criminal's shoes, or impressions made on overlooked areas such as dusty walls or doors can be recovered.

The Electrostatic Dust Print Lifter consists of a high voltage power supply/control unit, a nickel-plated steel ground plane and a metalized lifting medium. Older electrostatic models required the use of two lifting mats—one positively charged and one negatively charged. Our latest electrostatic lifter uses only one metalized plastic sheet and a metal ground plane. As high voltage is applied to the lifting mat, it takes on a negative charge and the ground plane becomes positive. Any dust present under the mat will take on a positive charge and will then be attracted to the negatively charged collection mat. A dust print that is transferred to the lifting mat will appear as a precise mirror image of the original print and lifts made from rough-surfaced floor tile or irregular flooring of any kind are facilitated using this method.



CATALOG NO.	DESCRIPTION	PRICE
ESP900	Electrostatic Dust Print Lifter Kit	
ESP902	Lifting Mats, 2' x 3' (61cm x 91.4cm), 10 each	
ESP905	Roll Lifting Material, 12" x 25' (31cm x 7.6m) roll	
ESP906	Roll Lifting Material, 12" x 50' (31cm x 15.2m) roll	
ESP909	Evidence Boxes for Lifting Mats, 39" x 27" x 1" (99cm x 68.6cm x 2.5cm), 10 each	
ESP900BT	Protective Rubber Boot	

Tool Mark Impression Recovery

Tire, Tool, Footwear Casting & Impressions

DUROCAST™ IMPRESSION COMPOUND

Forced entry of any premises usually is accomplished with the aid of tools or jimmying devices. The indentations left by these tools should be preserved using SIRCHIE®'s DUROCAST™ Impression Compound. The putty-like consistency enables impression castings on vertical or horizontal surfaces. Castings may be made of tool marks, firing pin marks and breech face marks, with exact detail.

This is one of the most accurate products available for impression reproductions and is capable of reproducing the ink depth of U.S. paper currency. It is ideal for reproducing impressions in metals, wood, plastic and paper. **No release agent is required for separation.** Its shelf life is more than 2 years in a tightly sealed container. Compound includes a measuring scoop. Castings remain flexible indefinitely. Non-toxic with a set-up time of 8-12 minutes.



Cast of hammer claw.



Actual cast of the ink depth of a \$20-bill.

CATALOG NO.	DESCRIPTION	PRICE
DOC101	Compound w/Catalyst and scoop, 23.28 oz. (660g)	
DOC330	Compound w/Catalyst and scoop, 11.64 oz. (330g)	

DUROCAST™ IMPRESSION COMPOUND KIT

DUROCAST™ impression casting compound highlights this convenient field kit. Extremely fine detail is available for impressions ranging from striations on a bullet casting to a footprint in hardened concrete.



CATALOG NO.	DESCRIPTION	PRICE
DOC1000	DUROCAST™ Impression Compound Kit	

MIXING PROCEDURE:



1. Use one level scoop of base material.



2. Flatten base material in palm of hand and make indentation with overturned scoop.



3. Squeeze a line of catalyst the length of indentation and mix thoroughly with hand.



4. Press compound into the impression. Remove after 8-12 minutes.

DOC1000 CONTENTS:

- 1- DOC101 DUROCAST™ Impression Compound, 23.28 oz. (660g)
- 1- DOC100C DUROCAST™ Impression Compound Catalyst, 5g
- 1- DOC100S Plastic Measuring Spoon
- 1- DOC1 Carrying Case, Texturized Molded Plastic; Dimensions: 12.125" x 7.25" x 5.5" (30.8cm x 18.4cm x 14cm); Weight: 3.72 lbs. (1.7g)

HOW TO USE MIKROSIL™:



Tool mark found at crime scene.



1. Measure out lengths of base and catalyst. (Note that catalyst is slightly shorter than base).



2. Mix thoroughly.



3. Apply to the surface the cast will be made from.

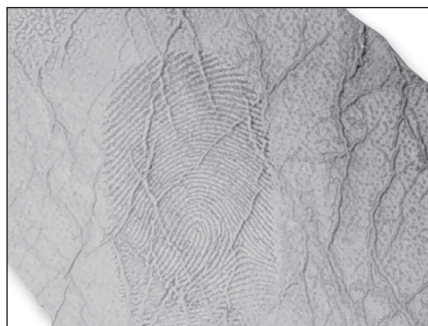


4. After peeling the cast from the surface, compare with suspected tool.

Tool Mark Impression Recovery

MIKROSIL™ CASTING MATERIAL KIT

When casting small details that need high-contrast for microscopic examinations, use the MIKROSIL™ Casting Material method. It consists of two easy-to-use tubes, mixing pad, and wooden spatula. The large tube contains putty material (available in brown, gray, black, and white) and the smaller tube contains catalyst. Brown and gray are preferred by tool mark examiners while white and black are used to lift dusted latent fingerprints from rough or textured surfaces.



MIKROSIL™ used to lift latent prints from a textured vinyl surface.



MIKROSIL™ used to cast a door jam where a pry bar was used to gain entry.

CONTENTS:

- 1- MCM100 Mikrosil™ Casting Material, 7 Oz. (198g), Specify color when ordering
- 1- MCM100CA Catalyst
- 5- Wooden applicator sticks
- 5- White plastic mixing cards

CATALOG NO.	DESCRIPTION	PRICE
MCM100B	MIKROSIL™ Casting Material Kit, Brown	
MCM100BL	MIKROSIL™ Casting Material Kit, Black	
MCM100G	MIKROSIL™ Casting Material Kit, Gray	
MCM100W	MIKROSIL™ Casting Material Kit, White	
MCM100CA	MIKROSIL™ Catalyst	

TEXTURLIFT™ MIKROSIL™ KIT

Developing latent prints on textured surfaces is usually not a difficult task, but lifting those prints is. The TexturLift™ Kit provides a simple-to-use method that permits lifting prints from difficult surfaces such as computers, automobile dashes and interior side panels, leather goods, luggage, etc. The kit also simplifies lifting prints left in soft material such as wet paint, putty around windows, clay, etc.

The TexturLift™ Kit consists of a white Mikrosil™ Kit, mixing materials, a combination fingerprint powder (SB201L) usable on virtually any surface, a PRINTMATIC™ Ink Pad (PFP602) and a kit-size Fiberglass Brush (122L1).

***The Most Simple-to-Use Method of
Lifting Prints from Difficult Surfaces!***




HOW TO LIFT PRINTS FROM TEXTURED SURFACES:



1. Latents are dusted on crumpled plastic bag.



2. Lifting compound is mixed and applied to latents. Allow 10-15 minutes to set up.



3. Resultant lift.

DSP100 CONTENTS:

- 1- SB201L Silver/Black Latent Print Powder, 2 oz. (59ml)
- 1- 122L1 Fiberglass Brush
- 1- MCM100W Mikrosil™ (white putty), 7 oz. (23ml) w/Catalyst
- 1- PFP602 PRINTMATIC™ Ink Pad
- 1- LB002 Gloss White Backing Card Pad, 2.25" x 4" (5.7cm x 10.2cm), 50 sheets
- 5- Wooden Applicator Sticks
- 5- White Plastic Mixing Surface Cards
- 1- DSP100C Black Molded Copolymer Carrying Case w/Folding Handle, Locking Latches and Molded Inserts; Dimensions: 12.6875" x 8.9375" x 4.75" (32.2cm x 22.7cm x 12.1cm); Weight: 2.6 lbs. (1.2kg)

CATALOG NO.	DESCRIPTION	PRICE
DSP100	TexturLift™ MIKROSIL™ Kit	

HOW PVS200 WORKS:



STEP 1: Latent print is developed on a soda can with SB201L Silver/Black Latent Print Powder.



STEP 2: Apply the silicone material to the surface with the Extruder Gun and allow to setup 4-6 minutes.



STEP 3: The resultant lift peeled from the can. Print will not rub off the lift.

PVS200 CONTENTS:

- 1- PVS200EG Extruder Gun
- 24- PVS200N1 Mixing Nozzles
- 12- PVS200NT1 Spreader Tips
- 1- PVS200W White Dual Cartridge, 75ml
- 1- PVS200B Brown Dual Cartridge, 75ml
- 1- PVS200T Transparent Dual Cartridge, 75ml
- 10- PVS200AS Applicator Sticks
- 1- Molded Plastic Carrying Case w/pre-cut insert; Dimensions: 14" x 10" x 3 5/8" (35.5 x 25.4cm x 9.2cm)
- Weight: 2.85 lbs. (1.3kg)

Tool Mark Impression Recovery

ALL-PURPOSE EVIDENCE RECOVERY KIT


The All-Purpose Evidence Recovery Kit offers a unique method of mixing and applying liquid silicone for the collection of tool marks, bite marks, blood prints and even developed latent fingerprints.

The PVS200 eliminates mess and guesswork by automatically mixing the exact proportions needed. Just squeeze the trigger and the two compounds are forced through a mixing tip and dispensed onto the surface.

This incredible formula is the perfect method for lifting powdered latent prints from textured, irregular or curved surfaces. The transparent formula enables direct viewing of the print. Opaque formulas produce a reversed image. In many instances, transparent prints may be placed directly onto a flatbed scanner and scanned into a computer.



Powder developed latent print is lifted from quarter with intricate detail.



Tool mark left behind in wood is cast using the brown compound of PVS200.

CATALOG NO.	DESCRIPTION	PRICE
PVS200	All-Purpose Evidence Recovery Kit	
PVS200W	Replacement White Dual Cartridge, 75ml	
PVS200B	Replacement Brown Dual Cartridge, 75ml	
PVS200T	Replacement Transparent Dual Cartridge, 75ml	
PVS200NT	Replacement Spreader Tips, 40 ea.	
PVS200N	Replacement Nozzles, 40 ea.	
PVS200EG	Replacement Extruder Gun	