



Crime Scene Documentation/Photography

Marking items of interest and documenting them through proper photography are important steps to preserve evidence and keep the integrity of the investigation.

Popular methods to properly document a crime scene include:

- Photography. All photos must be done with and without scale.
- Video. There's an increased emphasis on this method.
- Sketching. Helps enhance documentation and eyewitness accounts.

In this section, you'll find the tools to properly photograph and document crime scenes and help detail eyewitness accounts.



Comprehensive Crime Scene Photography



Photography remains the least understood and developed skillset for arson and crime scene investigators. Failure to obtain good images of evidence while at the crime scene or in a lab will likely result in the photograph not being accepted by the court and deemed unsuitable for presentation to the jury.

Through hands-on exercises, you will leave this class knowing:

- How to take proper crime scenes photographs in a variety of environments
- How to present crime scene photos in judicial and administrative proceedings
- How to train other professionals in taking photographs



For more information about this and all other training courses, visit www.sirchie.com or call us at (800) 356-7311.



Pricing information:
For current pricing, please consult the included price list, visit www.sirchie.com, or call (800) 356-7311

Evidence Marking & Labeling

Photography Numbers/Scales

These low-tack, adhesive-backed labels are perfect for fingerprints, blood spatters, bullet entry, and other evidence that needs to be photographed. The numbers and measurements make it easy for investigators to identify, sequence, and show size.



No. PPS201 Numbers w/4cm Scale, 10 ea.

No. PPS202 Numbers w/2cm Scale, 10 ea.

Photography Identifier Booklets

These booklets make it easy for investigators to carry around and use identifiers for physical evidence, such as fingerprints, footprints, blood spatters, and bullet holes. Evidence can be identified, sequenced, and oriented. They have a pressure-sensitive, non-permanent adhesive which removes easily.



No. PNBL100 Large Numbers, 25 sheets

No. PNBS100 Small Numbers, 25 sheets

No. PAB100 Direction Arrows, 25 sheets

Photography ID Markers

Save yourself some time and stop sorting through stacks of photo ID markers. Like our other photo numbers and scales, these markers have pressure-sensitive and non-permanent adhesive for easy removal. Identify, sequence, and size many different types of evidence. Three pads available.



No. PIM600 Numbers (0-9) w/2 cm Scale, 50 ea.

No. PIM1800 Numbers (0-9), Letters (A-Z) w/2 cm Scale, 50 ea.

No. PIM700 Blank w/2 cm Scale, 200 ea.

Photo ID Marker Books

These labels are just like our Photography ID Markers, but have rounded corners.



No. PIM100 Letters (A-Z), Blanks w/Scale, Arrows, 50 ea.

No. PIM200 Numbers (0-9), Blanks w/Scale, Arrows, 50 ea.

No. PIM300 Letters (A-J), Blanks w /Scale, Arrows, 50 ea.

No. PIM400 Letters (A-Z), Arrows, 50 ea.

Sirchmark™ First Responders Evidence Marking Kit

This kit provides first responders with the tools to secure a crime scene and begin the evidence marking process, either in day or night.



No. SM911 Sirchmark First Responders Evidence Marking Kit

Sirchmark™ Evidence Marking Paint or Kit

Investigators use this paint to identify key evidence at a crime scene or a traffic accident in a highly visible way. The paint is not permanent, will wear off naturally within 60 days of application, and comes in fluorescent, pink, orange, or yellow. Buy all colors with a paint dispenser and carrying case in our Sirchmark Evidence Marking Kit.



No. SEP100Y Evidence Marking Paint, yellow, 17 oz. can

No. SEP100P Evidence Marking Paint, pink, 17 oz. can

No. SEP100N Evidence Marking Paint, orange, 17 oz. can

No. SEP200 Paint Dispenser

No. SEP100K Evidence Marking Paint Kit

Evidence Marking Flags

Make evidence easy to relocate or photograph by marking it with these brightly colored evidence flags. Flags are 21" tall and come in bright pink, orange, yellow, red, blue, and white. Yellow flags have "Evidence - Do Not Touch" in black on them.



No. EVFP100	Pink Evidence Flags, 100 ea.
No. EVFO100	Orange Evidence Flags, 100 ea.
No. EVFR100	Red Evidence Flags, 100 ea.
No. EVFB100	Blue Evidence Flags, 100 ea.
No. EVFG100	Green Evidence Flags, 100 ea.
No. EVFW100	White Evidence Flags, 100 ea.
No. EVFY100	Yellow Evidence Flags, 100 ea.

Evidence Flag Quiver

Have your hands free as you go through the time-consuming task of placing flags around crime scenes. It holds up to 100 flags and wraps around your leg. Flags sold separately.



No. EFQ100

Evidence Flag Quiver

Sirchmark™ Evidence Marking Pointers

Use the Evidence Pointers, with their arrow shape, to clearly mark evidence and indicate specific items of interest at a crime scene. Made from bright colored acrylic for visibility against backgrounds, they're lightweight and durable and can be used on any surface with StikkiDots.



No. SEM20Y	Yellow Evidence Marking Pointers, 20 ea.
No. SEM20N	Orange Evidence Marking Pointers, 20 ea.
No. SKD50	StikkiDots, 50 ea.

Sirchmark™ 6" Evidence Marking Cones

Our cones make marking evidence easy at the scene and work well with our Evidence Marking Flags and our Sirchmark™ Brites (pg. 9) for night illumination. They're offered blank or with numbered decals, can be used in all types of weather, and are available in five colors.



Color	Blank	1-20	21-40	41-60	61-80	81-100
Red	No. SCR1000	No. SCR0120	No. SCR2140	No. SCR4160	No. SCR6180	No. SCR8110
Green	No. SCG1000	No. SCG0120	No. SCG2140	No. SCG4160		
Blue	No. SCB1000	No. SCB0120	No. SCB2140	No. SCB4160	No. SCB6180	No. SCB8110
Yellow	No. SCY1000	No. SCY0120	No. SCY2140	No. SCY4160	No. SCY6180	No. SCY8110
White	No. SCW1000	No. SCW0120	No. SCW2140	No. SCW4160	No. SCW6180	No. SCW8110
No. SCM1000	Sirchmark Evidence Cones (5 each blank cones in red, green, blue, and yellow)					
No. SCM0105	Sirchmark Evidence Cones (5 each cones in red, green, blue, and yellow, numbered 1-5)					

Sirchmark™ Brites

Marking evidence and other items of interest at night is made easy by using Sirchmark™ Brites LED Lights, our battery powered super bright LED light sets. Use them on their own, with Sirchmark Evidence Marking cones, or our Crime/Accident Evidence Numbers and Letters for photography.



- No. SBW10** **White Sirchmark Brites, 10 ea.**

- No. SBR10** **Red Sirchmark Brites, 10 ea.**

- No. SBB10** **Blue Sirchmark Brites, 10 ea.**

Crime/Accident Photo Locator Cones

These dual-purpose cones can be used for evidence markers or for traffic control. Black numerals go from 1-8 and they're offered in 9" or 12". 9-16 available in 9" cone size.



- No. CSTC10012** **12" Locator Cones, numbered 1-8**

- No. CSTC18V** **9" Locator Cones, numbered 1-8**

- No. CSTC916V** **9" Locator Cones, numbered 9-16**

Sirchmark™ Disposable Evidence Markers

Designed with a built-in ruler, each marker has a three-sided design to make it visible from any direction. You can make your own notes on these markers. Each marker has a P for photograph and L for log. Available in English and Metric scales.



- No. SDM100E** **Disposable Evidence Markers, English, 100 ea.**

- No. SDM100M** **Disposable Evidence Markers, Metric, 100 ea**

Crime Scene ID/Evidence Pyramid Markers

Fold, lock and draw. Made from corrugated cardboard and packaged flat for easy storage, the markers are printed with "EVIDENCE" on two sides. Two permanent markers are included in the set to write information on the other two sides.



- No. ID100** **Evidence Pyramid Markers, 100 ea.**

Reflective & White Chalk

Reflective chalk is perfect for illuminating the location of evidence, skid marks, or debris that wouldn't normally be visible in night-time photography. It illuminates with photoflash or flashlight. Get the extension pole and chalk holder for when you need to reach hard places.



White chalk is recommended for daytime applications.



- No. RCHALK** **6" Reflective Chalk, 1 ea.**

- No. WCHALK** **4" White Chalk, 3 ea.**

- No. RCH100** **Reflective Chalk Holder**

Evidence Indicators

Investigators can use these signs for crime or accident scenes to indicate evidence location.



- They're available in your choice of aluminum or plastic.
- The thick-polystyrene material is long-lasting and durable.
- The matte finish reduces reflections.
- Available in numbered signs, alphabet signs, or direction indicators

- No. PEN15** **Aluminum Photo Numbers (1-15)**

- No. PEN1650** **Aluminum Photo Numbers (16-50)**

- No. PEN5199** **Aluminum Photo Numbers (51-99)**

- No. PEN15V** **Plastic Photo Numbers (1-15)**

- No. PEN1650V** **Plastic Photo Numbers (16-50)**

- No. PEN5199V** **Plastic Photo Numbers (51-99)**

- No. PEN15VS** **Short Plastic Photo Numbers (1-15)**

- No. PEN1650VS** **Short Plastic Photo Numbers (16-50)**

- No. PEN5199VS** **Short Plastic Photo Numbers (51-99)**

- No. PEA26** **Aluminum Photo Alphabet (A-Z)**

- No. PEA26V** **Plastic Photo Alphabet (A-Z)**

- No. PEA26VS** **Short Plastic Photo Alphabet (A-Z)**

- No. PDN17** **Aluminum Direction Indicators, 13 each**

- No. PDN17V** **Plastic Direction Indicators, 13 each**

- No. PDN17VS** **Short Plastic Direction Indicators, 13 each**

Pricing information:
For current pricing, please consult the included price list, visit www.sirchie.com, or call (800) 356-7311



Mark-n-Doc All-in-One Evidence Markers



Mark items of interest with a scale in this two-in-one device! Multiple holes allow you to secure them firmly on vertical surfaces. Available in standard non-cut out with letters (A-Z) and cut-out Numbers (1-20) or (21-40). Choose between metric and English Scale.



No. MDE120	Cut-out Numbered (1-20), English scale
No. MDE2140	Cut-out Numbered (21-40), English scale
No. MDEAZ	Standard Lettered (A-Z), English scale
No. MDM120	Cut-out Numbered (1-20), metric scale
No. MDM2140	Cut-out Numbered (21-40), metric scale
No. MDMAZ	Standard Lettered (A-Z), metric scale

Photo Documentation Kits

The right size set of supplies for you to execute your photo documentation mission. Choose from three levels of kits.



No. PDK300



No. PDK200

No. PDK100

No. PDK200	Standard Photo Documentation Kit
No. PDK300	Comprehensive Photo Documentation Kit
No. PDK100	Mini Photo Documentation Kit

Master Measuring Scales Kit

This kit contains all the measuring scales you'll ever need. Scales include our Photo Evidence Rulers, Jumbo Reference Evidence Rule Tape, and fluorescent scales.



No. MMSK1000	Master Measuring Scales Kit
---------------------	------------------------------------

Crime Scene Photo Marker Kit

It's easy to mark evidence that needs to be photographed with this kit.

- When potential evidence is found, use one of these sturdy metal stands to mark the spot. Adjust their height from 14" to 48" tall.
- Place one of the highly-visible black-and-white number placards in the stand's built-in placard holder and evidence will be easy to relocate for photography and investigation.



No. PMK1000	Crime Scene Photo Marker Kit
--------------------	-------------------------------------

Forensic Measurement



Investigators should always use scales when photographing crime scenes and potential evidence to show size and placements. Photos should be taken with and without a scale.

Disposable Photo Evidence Rulers

Lay these next to any evidence to photograph with scale. High-contrast printed on index card stock with a non-adhesive back in contrasting black, white, or gray for all color backgrounds.



No. EPS20G	Black on Gray, 100 ea.
No. EPS20B	White on Black, 100 ea.
No. EPS20W	Black on White, 100 ea.



Often Bought Together:
Indicates items often purchased in conjunction with other items.

Adhesive Photo Evidence Scales

Use these to easily capture scale for fingerprints, traces of blood, and bullet holes or any evidence not on a horizontal surface. Scales on 2" (50mm) wide and printed on flat, pressure-sensitive label stock with non-permanent adhesive back. Offered in rolls of 50 ea.



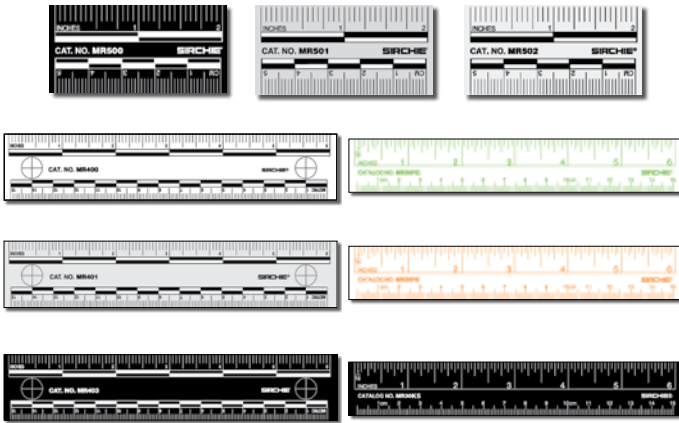
- No. PPS500** **White on Black, 50/roll**

- No. PPS501** **Black on Gray, 50/roll**

- No. PPS502** **Black on White, 50/roll**

Magnetic Photo Evidence Scales

Use magnetic scales to photograph evidence on metal surfaces, such as file cabinets, desks, or motor vehicles. Scales are made of soft vinyl magnetic backing material.



- No. MR500** **2" (5 cm), White on Black, 10 ea.**

- No. MR501** **2" (5 cm), Black on Gray, 10 ea.**

- No. MR502** **2" (5 cm), Black on White, 10 ea.**

- No. MR400** **6" (15 cm), Black on White, 10 ea.**

- No. MR401** **6" (15 cm), Black on Gray, 10 ea.**

- No. MR403** **6" (15 cm), White on Black, 10 ea.**


- No. MR30FG** **6" (15 cm), Fluor. Green on White, 10 ea.**

- No. MR30FO** **6" (15 cm), Fluor. Orange on White, 10 ea.**

- No. MR30KS** **6" (15 cm), White on Black, 10 ea.**

Vinyl Photo Evidence Scales

Two forms of measurements on one scale. These vinyl scales have inches and millimeters with crosshairs at each end. The matte-finish also eliminates reflections from camera flash. Products are offered 6" (15cm) and either 2 mil to 10 mil thick.



- No. PPS400** **2 mil Vinyl Scale, Black on White, 10 ea.**

- No. PPS401** **2 mil Vinyl Scale, Black on Gray, 10 ea.**

- No. PPS402** **2 mil Vinyl Scale, White on Blue, 10 ea.**

- No. PPS403** **2 mil Vinyl Scale, White on Black, 10 ea.**

- No. PPS404** **2 mil Vinyl Scale, Black on Clear, 10 ea.**

- No. EPS30W** **10 mil Vinyl Scale, Black on White, 10 ea.**

- No. EPS30B** **10 mil Vinyl Scale, White on Blue, 10 ea.**

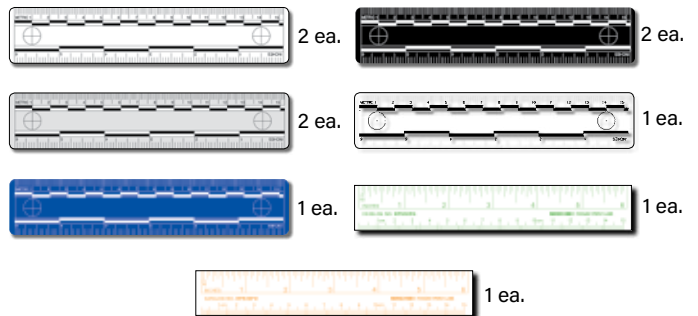
- No. EPS30FG** **10 mil Vinyl Scale, Fluor. Green on White, 10 ea.**

- No. EPS30FO** **10 mil Vinyl Scale, Fluor. Orange on White, 10 ea.**

Evidence Scale Variety Pack (10 Scales)




You'll have all the scales you need in this variety pack.



- No. PPS410** **Evidence Scale Variety Pack**

Macrography Photography Scales

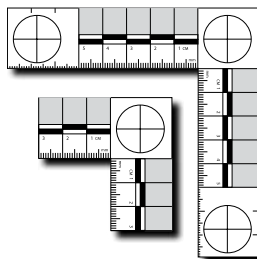
Designed primarily for footwear and tire track impression comparisons, these scales are perfect for verifying perspective distortion and have a glare-free finish for camera flashes. These reversible scales are printed on 40 mil-thick vinyl plastic.



- No. PPS600** **Reversible Macrography L Scale, 300mm x 150mm**
- No. PPS601** **Reversible Macrography Scale, 150mm**
- No. PPS6000** **Reversible Scale Set (1 ea. PPS600 & PPS601)**

Dental Forensic Scales


Designed primarily for forensic professionals who study the anatomy, growth, and disease of teeth. Offered in English or metric measurement, they have matte-finish vinyl or printed on 90 lb. paper card stock. Small (55mm x 55mm) scales feature an adhesive backing. These scales are in black, white, fluorescent orange, and fluorescent green.



- No. PPS800** **Vinyl, Black on White, 50 mm x 50 mm, 1 ea.**
- No. PPS801** **Vinyl, Black on White, 4 1/8" x 4 1/8", 1 ea.**
- No. PPS800MAG** **Vinyl Magnetic, 50mm x 50mm, 1 ea.**
- No. PPS800IF** **Paper, Fluor. Orange on White, 4 1/8" x 4 1/8", 5 ea.**
- No. PPS800CF** **Paper, Fluor. Green on white, 50mm x 50mm, 5 ea.**
- No. PPS900** **Paper w/adhesive backing, 55mm x 55mm, 100/roll**

Big Numeral Reference Scales

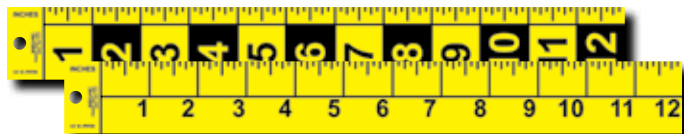
Offered in English and metric measurements, the coloring in neutral gray with black numbers makes these scales easy-to-read from a distance.




- No. PPS703** **2" (5 cm) Big Numeral Reference Scales, 12 ea.**
- No. PPS704** **6" (15.2 cm) Big Numeral Reference Scales, 12 ea.**
- No. PPS705** **12" (30.5 cm) Big Numeral Reference Scales, 12 ea.**

Big Numeral Straight Reference Scales

Offered with English measurement, investigators can use these scales for horizontal or vertical measurements; scales are printed on both sides. They are 12" long and 40 mil thick and have a hole for hanging if needed.



No. PPS700 Front & Back




No. PPS701 Front & Back

- No. PPS700** **12" Reversible Big Numeral Scale (hor./vert.), 5 ea.**
- No. PPS701** **12" Reversible Big Numeral Scale (vert.), 5 ea.**

Big Numeral Tri-Fold Reference Scales

Tri-fold scales can be configured in three different ways: straight, one right angle, or dual right angles. When fully extended, the English scale measures 36" long while the metric scale is 90cm. Scales are printed on both sides for horizontal or vertical measurements with a small hole for hanging.



- No. EFR200** **Tri-Fold Scale, 26" Straight**
- No. EFR300** **Tri-Fold Scale, 90 cm Straight**

Metal Evidence Scales

Photographic Evidence Folding Scale

These small folding scales are perfect when photographing evidence such as bullet casings, fingerprints, bone, and glass fragments. Constructed with black anodized aluminum, it's rugged and is ideal for indoors or outdoors. Fully extended, the English scale measures 13.5" and the metric scale measures 34.29 cm.



No. EFR400E English Photo Evidence Folding Scale

No. EFR400M Metric Photo Evidence Folding Scale

Photographic Evidence Folding Scale

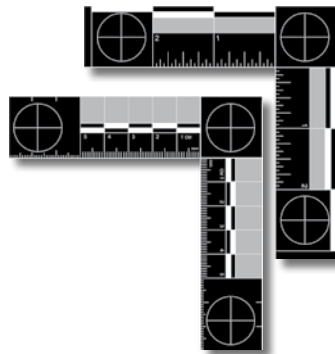
This scale is ideal for photographing evidence, such as handprints, footprints, tire tracks, and physiological fluid dispersion. Scale features English along one edge and metric along the other. Unfolds into a 25" (63 cm) x 12" (30 cm) L shape.



No. EFR100 Photographic Evidence Folding Scale

Metal Forensic Scales

Designed primarily for forensic professionals who study the anatomy, growth, and disease of teeth. Offered in English or metric measurement, they are made of black anodized aluminum construction, ensuring years of use.



No. PPS800EM Forensic Scale, Metal, 4 1/8" x 4 1/8" (English)

No. PPS800MM Forensic Scale, Metal, 50mm x 50mm

No. PPS800EMM Forensic Scale, Metal, English/Metric

Metal Photo Evidence Scales

Made from rugged black anodized aluminum, these scales are more durable than traditional scales and have measurements laser-engraved on them. They are offered in English and metric measurements and have crosshairs at each end.



No. PPSM403 6" (15cm) Metal Photo Evidence Scale

No. PPSM300 10cm Metal Photo Evidence Scale

No. PPSM301 5cm Metal Photo Evidence Scale

Evidence Rule Tape

Reference Evidence Rule Tape

Ideal for photographing evidence with scale on unusual surface shapes. With an adhesive back, the tape can be applied to any surface and easily removed after photography. The rule tapes are printed in English and metric measurements and can be custom printed with your agency name. 1" wide.



No. 600E 1/2" Wide x 500" Roll, 12" (30cm) Repeat, 1 roll

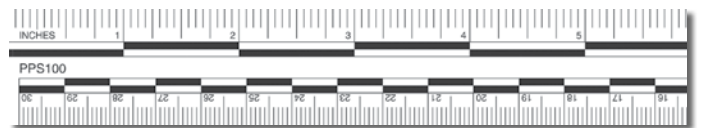
No. 601E 1" x 500" (2.5cm x 12.7m) 12" (30cm) Repeat, 1 roll

No. 601ED 601E Tape w/Metal Tape Dispenser, 1 roll

No. 602E 1" x 500" Tape w/Dept. Imprint (24 roll minimum), 1 roll

Reference Evidence Tape

This tape features a continuous scale repeat of 0" to 12" and 0-30 cm on a matte, white-finish tape that is 1" wide on a 30-foot roll. The tape features a low-tack, non-permanent adhesive that may be easily removed from any surface without damaging the surface.



PPS100 Photo Evidence Tape, 1" x 30', 1 roll

Pricing information:
For current pricing, please consult the included price list, visit www.sirchie.com, or call (800) 356-7311



Jumbo Reference Evidence Tape

Ideal for use indoors or outdoors, the large measurement numbers can be seen from far away on this yellow 1 1/4" wide and 30' tape roll (repeats every 12"). It has a low-tack, non-permanent adhesive for easy removal once photographs are taken.



No. PPS101 Jumbo Reference Evidence Tape, 1 1/4" x 30'

Reference Evidence Scales Labels

The PPS200 is a 20mm scale designed for reference photography. The PPS503 is our standard English and Metric 2" (5cm) scale. Scales are printed on a white matte removable label stock. Both photo evidence scale labels come on rolls of 150 each on a 3" core.



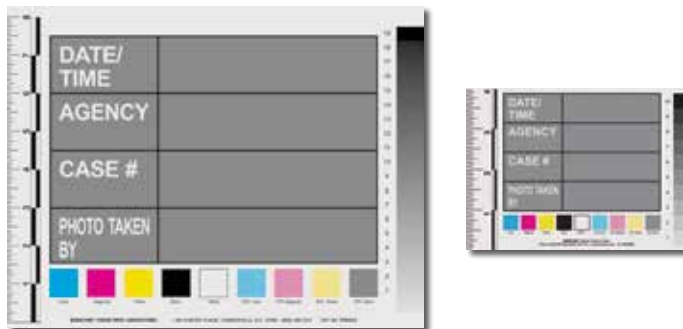
PPS503 Reference Evidence Scale 2" (5cm), 150/roll

PPS200 Reference Evidence Scale, 20mm, 150/roll

Forensic Evidence Scales and Tape Measures

Photograph Scale and Identification Cards

Each card has a color scale and a gray scale and spaces for identifying the photographer, agency, and date. Side scales show relative size of evidence.




No. PIC001 Photo Scale & ID Cards, 8 1/2" x 11", 25 ea.

No. PIC002 Photo Scale & ID Cards, 4" x 5 3/8", 25 ea.

Bloodstain/Evidence Templates

Document blood spatters, bullet holes, tool marks and many other kinds of physical evidence with a format that is acceptable in most jurisdictions. These templates have a removable adhesive stock and a pre-printed scale and information blanks.



No. BST1 Bloodstain/Evidence Template, 15 ea.

No. BST2 Bloodstain/Evidence Template (open scale), 15 ea.

The Search Rod

These measurements give outstanding photographic contrast from a distance. The Search Rod is a semi-rigid measuring tape, in English and metric measurements, with one side printed in black-on-white and the other side printed red-on-white and stores easily in a high-impact plastic case. Measures 6.5' long and 7/8" wide or 2 meters long and 2.3cm wide.



No. PRI100 Search Rod, 6 1/2' tall (feet, 10ths, 100ths)

No. PRF300 Search Rod, 6 1/2' tall (feet and inches)

No. PRM200 Search Rod, 2M tall (metric)

No. PRM200B Hands-Free Metal Base



Often Bought Together:
Indicates items often purchased in conjunction with other items.

Fiberglass Reel Tapes

These rugged, plastic-cased open reel tapes are nonconductive for added safety and can easily be reeled in for storage.



SK700 Fiberglass Reel Tape Measure, 100ft/30m

SK701 Fiberglass Reel Tape Measure, 300ft/90m

Precision Steel Tape Measures

These precision steel tape measures have black and red markings on a yellow backing, held in an impact-resistant, fluorescent orange ABS case and comes with a handy folding steel handle so investigators can rapidly deploy it or rewind it.



No. SK800 Steel Tape Measure, Manual (50 ft./15m)

No. SK900 Steel Tape Measure, Manual (100 ft./30m)

No. KCP250 Retractable Steel Tape Measure, 3m

No. KCP114 Retractable Steel Tape Measure, 2m. 3 ea.

Digital Range Finder

This is an easy-to-use alternative to using traditional tape measures and is accurate in the field.

- Effortlessly take dimensions up to 100ft. with the push of a button
- Quickly determine lengths, areas, and volumes
- Displays distances in feet with decimal fraction (default), feet + fractional inches, inches or meters
- Addition, subtraction, and continuous measurement (tracking) modes ideal for layout work



No. DRF100 Digital Range Finder

Roller Measuring Wheels

All models are safety orange in color and feature a 5-figure display, which measures feet and inches to 9999' 11". Models are offered with a single or double wheel English measurements or single wheel metric measurements.



No. RMT01 Single Wheel, (Feet and Inches)

No. RMT02 Double Wheel, (Feet and Inches)

No. RMT03 Large Single Wheel, (Feet and Inches)

No. RMT01M Single Wheel, (Metric)

No. RMT03M Large Single Wheel, (Metric)

Digital Measuring Roller

This roller features reliable magnetic sensors, an ergonomic handle, and a large counter size.

- Dust, dirt, and other particles can disrupt a light beam used in competitive units. This roller's magnetic pick-up does not have these problems.
- The digital counter is protected by its placement on the wheel and the roll bar.
- The thumb-up grip ensures less wrist strain and superior control
- Offered in metric and English measurements.



No. RMDT200 Digital Measuring Roller

All-Weather Writing Materials by Rite in the Rain

All-Weather Writing Instruments

These instruments will write on wet paper and upside down in temperatures -30F to 250F. They're tough, reliable, and write no matter what situation you're in.



No. RRPEN **Pen, black ink**



No. RR97B **Metal Black Clicker Pen, blue ink**



No. RR98 **Metal Trekker Pen, black ink**



No. RRBK99 **Mechanical Pencil**



No. RR99BR **Mechanical Pencil Refill**

All-Weather Notebooks and Pads

Write on this paper in any weather situation. This durable paper will survive sweat, rain, mud, snow, oil, grease, and the wear-and-tear of daily use.

Top Spiral 6 x 9 Notebook

Has a convenient drill hole to hang near you. Features a yellow Polydura Cover, and 100 pages (50 sheets). Available in 6 x 9.



No. RR769 **Top Spiral 6 x 9 Notebook**

Side Spiral 8 ½ x 11 Notebook

This 8 ½ x 11 Side spiral bound with a yellow polydura cover, and 84 pages (42 sheets).



No. RRBK **Side Spiral 8 ½ x 11 Notebook**

Side Spiral 8 ½ x 11 Notebook

Contains 84 pages (42 sheets), 8 ½" x 11"



No. RR773MX **8 ½ " x 11" Side Spiral Notebook**

Field Interview 3 x 5 Notebook

This 3" x 5" top spiral notebook features a polydura cover and has 100 pages (50 sheets).



No. RR104 **3 x 5 Field Interview Notebook**

Vital Stats (EMS) 3 x 5 Notebook

This 3" x 5" top spiral notebook features EMS and vital stats forms so you have all the information on one page. (100 pages-50 sheets).



No. RR112 **Vital Stats (EMS) 3 x 5 Notebook**

Fire Incident 3 x 5 Report Notebook

This 3" x 5" notebook features Fire Incident Report Forms. (100 pages-50 sheets).



No. RR125 **Fire Incident 3 x 5 Report Notebook**

LCES Wildland Fire 3 x 5 Notebook

This 3" x 5" notebook features a yellow polydura cover and contains 100 pages (50 sheets).



No. RRR461 **LCES Wildland Fire 3 x 5 Notebook**

Incident Command 4 5/8 x 6 5/8 Notebook

This 4 5/8" x 6 5/8" notebook features incident report forms so you have all the information on one page. (64 pages-32 sheets).

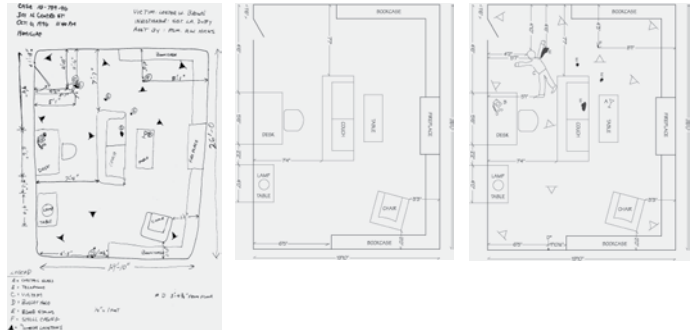


No. RR214 **Incident Command 4 5/8 x 6 5/8 Notebook**

Crime Scene Sketching

Crime scene photography is a two-dimensional view of the scene and might not provide measured information about the distances between objects. A finished drawing or rough sketch of the scene is the most effective way of showing actual measurements and identifying important items of evidence. Sketches are separated into three classes:

- **Rough Sketch.** After all the photography is collected and before any evidence is collected, investigators prepare this sketch at the scene. The sketch doesn't have to be drawn to scale but should have exact measurements of the surroundings and where evidence is in relation to the victim's location.
- **Finished Sketch.** The finished sketch is a duplicate of the rough sketch but prepared to scale using layout templates and exact distances.
- **Scale Drawing.** A scale drawing is used primarily for courtroom presentation and it may be drawn to any scale chosen. It should include all measurements of the rooms, furniture, walls, etc., but not the location of recovered evidence. When the drawing is complete, a clear plastic overlay can be attached to show where evidence is located.



Crime Scene Templates

Latent Print Evidence Template

Latent prints are lifted from many of the objects in this template. A ruler is printed on the top edge of the template.



Often bought with:
Backing/Sketch Cards, wh. (LPW100),
Backing/Sketch Cards, blk. (LPB100)

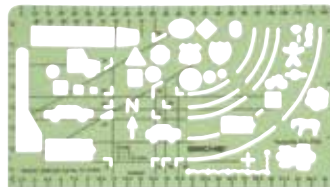


No. LPET1

Latent Print Evidence Template

Traffic Template

Investigators can use this template to make drawings of traffic accidents neat and clear. It includes standard & compact autos, cycles, trucks and buses, etc.




No. TT1

Traffic Template

Crime Scene Template

We created this specifically for law enforcement and it helps simplify drawing difficult objects found at crime scenes, including a segmented human body so investigators can draw a victim in the exact position. There is a convenient ruler along one side.




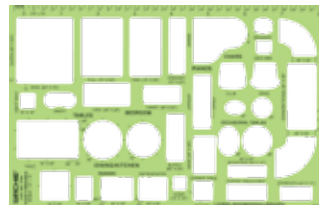
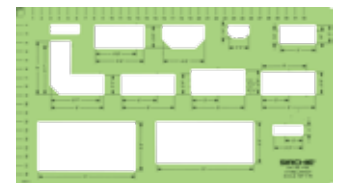
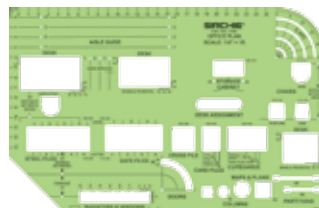
No. CST1

Crime Scene Template

Interior Templates

Investigators can use these templates as a time-saving way for crime sketches. We offer:

- **Office plan template:** the most standard-sized office furniture and equipment.
- **Store plan template:** standard-sized counters and tables.
- **House furnishings template:** Common house furnishing and appliances.
- **Lavatory planning template:** Common bathroom and public restroom shapes.



No. 710

Office Plan Template

No. 712

Store Layout Template

No. 714

House Furnishings Template

No. 1190i


Lavatory Planning Template

Pricing information:
For current pricing, please consult the included price list, visit www.sirchie.com, or call (800) 356-7311



Human Figure Template

This template is for investigators whenever they need to draw a male or female victim. It has figures that have variety of heights with front and profile views.



No. HFT1

Human Figure Template

Two Compartment Aluminum Clipboard

This is an essential piece of equipment for anyone taking information in the field. It features a built-in pen tray, storage capacity, and the two compartments can become one large compartment.



No. CLIP100

Twp Compartment Aluminum Clipboard

Crime Scene Sketch Kits

Basic Crime Scene Sketch Kit

This kit contains all the basic components needed for crime/accident scene sketches at a low price. All items are contained in a vinyl binder.



No. DK1

Basic Crime Scene Sketch Kit

Professional Crime Scene Sketch Kit

This kit is outfitted with all the necessary components for quick and professional crime scene sketching. A drawing is perfect for on-the-spot sketching, diagramming, and drafting.



No. SK3000

Professional Crime Scene Sketch Kit

Master Crime Scene Sketch Kit

An absolute must for well-prepared investigators! Police departments worldwide use this kit as it gives you all the tools for rough and finished sketches. The necessary components are housed in a fold-out briefcase for use in the field or the squad car.



No. SK1000

Master Crime Scene Sketch Kit

Squad Car Sketch Kit

This handy and compact kit contains the basic tools for rough and finished sketching. Get an economical price without sacrificing quality.



No. SK0001

Squad Car Sketch Kit

Traffic Investigation Sketch Kit

This kit contains everything you need for investigating traffic accidents. With the 150 individual items, investigators will not need another kit. Components include: devices to assist in preparing the initial sketch, precision built accident scene drawing and placards to mark evidence for photography. Approach traffic accident scenes fully-prepared with this kit.



No. TIK100

Traffic Investigation Sketch Kit



Often Bought Together:
Indicates items often purchased in conjunction with other items.

Ballistics Investigation

Firearm, Toolmark ID & Shooting Reconstruction Course



This advanced course will introduce the methods used by firearm and toolmark examiners. Students will examine large caliber fired bullets, such as .45 caliber; rifle and various shotshell components; large caliber cartridge cases; and types of toolmarks, including pry bars, screwdrivers, and knives. Students will learn how examiners obtain class information that may aid investigators in searching for a firearm or tool, which was used in a crime, including how a fired bullet, cartridge case, or tool may be matched to a particular firearm or tool. The class will also explore the reconstruction of shooting incidents, covering range determinations, direction of fire and gunshot residue identification.



For more information about this and all other training courses, visit www.sirchie.com or call us at (800) 356-7311.

Digital Measurement Kit

This versatile tool kit contains three measuring devices to make investigations easier, quicker, and more accurate. Having this kit will assist investigators with photography, laser trajectory, blood spatter, and other relevant crime scene field work.



No. DIGMK300

Digital Measurement Kit

Laser Projector

This projector takes the place of a laser point but has more accuracy. It features a leveling function, leveling feet, and a magnetic base for easy attachment to tripods. Accessories include a beam spreader to create laser chalk lines.



No. DMLASER

Laser Projector

Digital Angle Finder

Easy to use and accurate, the angle finder takes the place of a protractor for angle measurements accurate to +/-0.2 degrees.



No. DMANGLE

Digital Angle Finder

Advanced Laser Trajectory Finder Kit

With this kit, you'll be able to tell the probable story of a shooting. Whenever a firearm is discharged it leaves evidence behind when the projectile passes through or embeds itself in surrounding objects. Evidence can include cartridges, gunshot residue, and physical artifacts. Investigators can use trajectory analysis with these artifacts to reconstruct how a shooting probably occurred. Observation and measurement can help detectives determine the original location of the shooter.

This kit contains the most advanced laser and digital tools for accurate measurement so the officer can conduct a detailed ballistics and shooting reconstruction. Features of this kit are:

- Tools to photograph bullet trajectory and to measure various angles of entry.
- Two methods (and the tools) for documenting trajectory path: stringing and laser trajectory
- Evidence markings to identify all evidence at the scene



No. LTF200 **Adv Laser Trajectory Finder Kit**

Trajectory Flight Path Bracket

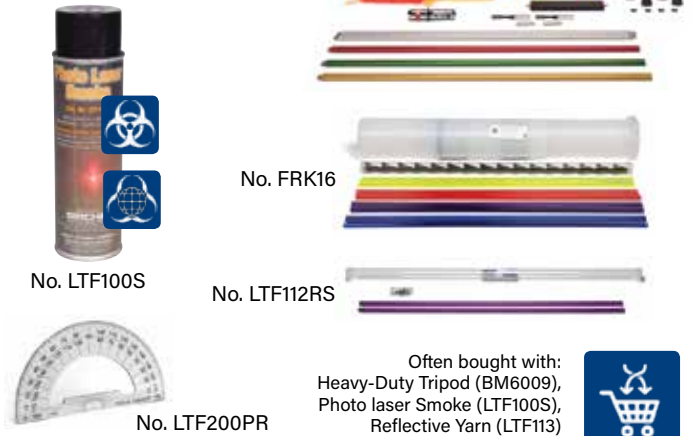
The Trajectory Flight Path Bracket gives the reconstruction investigator the ability to stabilize the trajectory rod at the proper angle when the penetration site does not provide stability. The set includes a flexible arm, a rod mount, and various add-ons to allow the arm to be affixed to metal, glass, drywall, wood, etc. and adjust the rod to the proper angle of penetration for photography and measurement.



No. LTF200FPB **Trajectory Flight Path Bracket**

Laser Trajectory Finder Kit

A lighter version of the Advanced Laser Trajectory Finder Kit, this kit contains all the tools for an investigator to visualize a bullet's trajectory. It includes a laser point and an angle finder and colored rods to show a bullet's path.



No. LTF100S

No. FRK16

No. LTF112RS

No. LTF200PR

Often bought with:
Heavy-Duty Tripod (BM6009),
Photo Laser Smoke (LTF100S),
Reflective Yarn (LTF113)



No. LTF100	Laser Trajectory Finder Kit
No. LTF100S	Photo Laser Smoke, 8 oz. aerosol
No. LTF112RS	22 Caliber Rod Set, 6 ea.
No. LTF113	Reflective Yarn, 275ft
No. LTF102	Extra Laser Pointer w/locking collar
No. FRK16	Forensic Rod Kit
No. LTF200PR	Zero Edge Protractor

Evidence Photography Kits

We offer three levels of photography kits to meet the needs to different agencies and departments. They include:

Basic Photography Kit

A point-and-shoot camera with a variety of forensic scales. Photographing crime scenes is so important, all departments should have this standard kit.



No. CAM100 **Basic Photography Kit**

Advanced Photography Kit

An advanced compact digital camera with a variety of forensic scales for proper documentation. This camera gives more seasoned investigators more functions, such as an LCD screen and an ability to shoot video.



No. CAM200

Advanced Photography Kit

Professional Photography Kit

We've put together the latest in technology to provide CSI with all the photographic equipment they'll need to properly and efficiently photograph a scene. This kit also covers all visible light applications, from overall scene captures to life-sized macrophotography. With the TTL flash cord (included), you'll be able to use the speedlight flash (also included) off-camera for oblique lighting.



No. CAM300

Professional Photography Kit

Comprehensive Crime Scene Photography



You will leave this class knowing:

- How to take proper crime scene photographs in a variety of environments
- How to present crime scene photos in judicial and administrative proceedings
- How to train other professionals in taking photographs



For more information about this and all other training courses, visit www.sirchie.com or call us at (800) 356-7311.

Evidence Photography Products

SirchStand Forensic Photography Stand

One of our more popular products, we designed the SirchStand to make forensic photographers' jobs easier. It's an easy-to-use stand with a camera mount suitable for most cameras. It includes flexible arms installed on the base to hold additional forensic lights. It features:

- Easy to adjust column for one-hand operation to raise or lower the camera.
- Sturdy column that can support most mid-range to large cameras
- A magnetic base with a 1 cm square grid for scaling appropriately
- Flexible arms on the base and the camera mount. Our TMX LED forensic lights (TMX100) can be used for oblique light photography. UV 395nm and 455nm blue lights can be used for photographing bodily fluid stains, enhanced cyanoacrylate fuming results, or fluorescent powder developed latent prints
- Portable, weighing only 22 lbs with a removable column.



No. PHTSS1000

SirchStand Forensic Photography Stand

No. PGE4

Replacement Glare Elimination Paper, 4 ea.

No. FXMAG4

Replacement Pin-Style Magnets, 4 ea.

Pricing information:
For current pricing, please consult the included price list, visit www.sirchie.com, or call (800) 356-7311



Universal Evidence Photo Stand

This stand is an excellent alternative to traditional cumbersome camera tripods: It eliminates the problem of tripod legs showing up in evidential photographs. Photos will be focused on the evidence, not any other issues. Features are:

- English and metric scales on all four sides, printed on magnetic strips for easy replacement.
- Adjustable photo scale mounts and sturdy enough to support most cameras
- Designed to be assembled and disassembled for easy storage and transport



Often bought with:
Magnetic Scales, White, Eng. (UPS101W), Magnetic Scales, White, Metric (UPS102W), Magnetic Scales, Black, Eng. (UPS101B), Magnetic Scales, Black, Metric (UPS102B)



No. UPS100 Universal Evidence Photo Stand w/English Scales
No. UPS100M Universal Evidence Photo Stand w/Metric Scales

Digital Evidence Photo System

A solid option for evidence photography, this kit can be used in the field or the lab. Features include:

- Full-featured, high resolution camera, with aperture and shutter priority, manual and automatic exposures, auto focus and built-in flash
- Evidence marking tents and placard holders
- The Universal Evidence Photo Stand
- The Minipod



No. DEPS100 Digital Evidence Photo System

Minipod Close-up Stand

Here's the perfect companion for photographing small evidence items with its built-in close-up lens. Legs can be removed for storage.



No. DEPS102 Minipod Close-up Stand

The Flexopod

Most photography tripods are too big and bulky to be useful in highly irregular surfaces, such as stairwells. We designed the FlexOpod for those difficult, close-up situations that require a steady, sturdy camera mount. It's compact, features gooseneck legs, and sturdy to support most cameras. Optional leg extenders are available.



Flexopod in use with optional Leg Extenders attached.

No. FLXP100 Flexopod™
No. FLXP101 Flexopod™ Optional Leg Extenders, 3 ea.

Professional Duty Tripod

This professional duty tripod provides a solid platform for any camera—from small point and shoot cameras, to large DSLRs.



Often Bought with:
(CAM300) Professional Photography Kit



No. BM6009 Professional Tripod



Often Bought Together:
Indicates items often purchased in conjunction with other items.

Camera Lens Barrier Filters

These filters are used in conjunction with alternate light sources to enhance items of interest and eliminate backgrounds when shooting photos of evidence. Filters are available in three colors (Orange, Yellow, Red) and all the most popular lens thread sizes. Also available are filter kits that include one filter of each color in your choice of thread size.



No. CFY49	Camera Lens Barrier Filter, Yellow, 49mm
No. CFY52	Yellow, 52mm
No. CFY55	Yellow, 55mm
No. CFY58	Yellow, 58mm
No. CFY62	Yellow, 62mm
No. CFY67	Yellow, 67mm
No. CFY72	Yellow, 72mm
No. CFY77	Yellow, 77mm
No. CFN49	Camera Lens Barrier Filter, Orange, 49mm
No. CFN52	Orange, 52mm
No. CFN55	Orange, 55mm
No. CFN58	Orange, 58mm
No. CFN62	Orange, 62mm
No. CFN67	Orange, 67mm
No. CFN72	Orange, 72mm
No. CFN77	Orange, 77mm

No. CFR49	Camera Lens Barrier Filter, Red, 49mm
No. CFR52	Red, 52mm
No. CFR55	Red, 55mm
No. CFR58	Red, 58mm
No. CFR62	Red, 62mm
No. CFR67	Red, 67mm
No. CFR72	Red, 72mm
No. CFR77	Red, 77mm
No. AFK49	Lens Filter Kit (1 ea. Yellow, Orange, Red), 49mm
No. AFK52	(1 ea. Yellow, Orange, Red), 52mm
No. AFK55	(1 ea. Yellow, Orange, Red), 55mm
No. AFK58	(1 ea. Yellow, Orange, Red), 58mm
No. AFK62	(1 ea. Yellow, Orange, Red), 62mm
No. AFK67	(1 ea. Yellow, Orange, Red), 67mm
No. AFK72	(1 ea. Yellow, Orange, Red), 72mm
No. AFK77	(1 ea. Yellow, Orange, Red), 77mm



To determine your camera's filter thread size

Look for the symbol in the photo on the right on your camera lens. The number accompanying this symbol is the thread size of the lens (in this case 52mm). Otherwise, use a metric ruler and place the ruler across the diameter of the camera lens.

