
TECHNICAL INFORMATION

Flight Path Bracket Kit

Catalog No. LTF200FPB


INTRODUCTION

Shooting reconstruction is an investigative process utilized to determine the trajectories of shots fired in an incident, to provide the position of the shooter, and create a visual interpretation of the scene.


The LTF200FPB Flight Path Bracket kit provides configurable components to expand the capabilities of ballistic flight path visualization and reconstruction by allowing photographic rods to be placed in almost any position, in almost any location.

APPLICATION EXAMPLES


The components of the LTF200FPB kit may be combined in many different arrangements to help visualize a ballistic flight path. Any of the eight base pieces (magnets, suction cups, clamps, drywall anchors) can easily be connected by any of the three flexible arms. Some examples of the kit's configurations are shown on the next page



24" flex arm with suction cups on glass.



Clamp with 6" flexible arm.



24" flex arm with suction cup and magnet base.



24" flex arm with 6" arm, suction cup, and drywall anchor.



LTF200FPB COMPONENTS:

- 1- Flexible arm, 24" with 1/4 - 20 female ends
- 2- Flexible arms, 6" with 1/4-20 male ends
- 2- Magnet bases, with 1/4-20 male studs
- 2- Suction cups
- 2- Clamp collars with 1/4-20 set screws and knobs
- 2- Rod holders with 1/4-20 set screws and knobs
- 2- Flashpoint clamps with small ball and socket head
- 2- Perforated base drywall anchor plates

